鉅基科技股份有限公司
ACCUWAY MACHINERY CO., LTD.

No.31, Fenggong Central Rd., Shengang Dist., Taichung City 42942, Taiwan
42942 台灣台中市神岡區豐工中路 31 號
TEL: +886-4-25209588 FAX: +886-4-25209716
E-mail: market@accuway.com.tw
Website: www.accuway.com.tw

TOTAL SOLUTION

Vertical Machining & Turning Center



UM-60

Item / Model		UM-60
Spindle speed 主軸轉速	rpm	10000 (12000)
Spindle nose taper 主軸鼻端錐度		BT40
X/Y/Z -axis travel X/Y/Z 軸行程	mm	600 / 520 / 540
Table dimension 工作台尺寸	mm	750 x 560
Max. weight on table 工作台最大負載	kg	750
X/Y/Z-axis rapid traverse rate X/Y/Z 軸快速進給速度	m / min	36 / 36 / 30
Cutting feed rate 切削進給速度	m / min	12
Guideway type 滑軌型式		Ball
Tool magazine capacity 刀具數量	station	24
Method of tool exchange 刀具自動交換方式		Arm type
Max. tool length 刀具最大長度	mm	300
Controller 控制器		FANUC 0i-M
High speed high precision 高速高精度機能		AICC I (AICC II)
Spindle motor power 主軸馬達功率 Cont. / 30min	kW	7.5 / 11
Machine dimension 機器尺寸 L x W x H	m	2 x 2.6 x 2.8
Net weight 淨重	kg	5000

UM-85/85H

Item / Model		UM-85	UM-85H
Spindle speed 主軸轉速	rpm	10000 (12000)	12000 (15000)
Spindle nose taper 主軸鼻端錐度		BT40	
X/Y/Z -axis travel X/Y/Z 軸行程	mm	850 / 550 / 550	
Table dimension 工作台尺寸	mm	1100 x 600	
Max. weight on table 工作台最大負載	kg	1000	
X/Y/Z-axis rapid traverse rate X/Y/Z 軸快速進給速度	m / min	30 / 30 / 30	42 / 42 / 36
Cutting feed rate 切削進給速度	m / min	12	
Guideway type 滑軌型式		Ball	Roller
Tool magazine capacity 刀具數量	station	24 (30/32)	
Method of tool exchange 刀具自動交換方式		Arm type	
Max. tool length 刀具最大長度	mm	300	
Controller 控制器		FANUC 0i-M	
High speed high precision 高速高精度機能		AICC I (AICC II)	
Spindle motor power 主軸馬達功率 Cont. / 30min	kW	7.5 / 11 (15 / 18.5)	
Machine dimension 機器尺寸 L x W x H	m	2.7 x 2.2 x 3	
Net weight 淨重	kg	7000	

UM-110/110H/120

Item / Model		UM-110	UM-110H	UM-120
Spindle speed 主軸轉速	rpm	10000 (12000)	12000 (15000)	10000 (12000)
Spindle nose taper 主軸鼻端錐度		BT40		
X/Y/Z -axis travel X/Y/Z 軸行程	mm	1100 / 550 / 550		1200 / 650 / 600
Table dimension 工作台尺寸	mm	1200 x 600		1200 x 650
Max. weight on table 工作台最大負載	kg	1200		1300
X/Y/Z-axis rapid traverse rate X/Y/Z 軸快速進給速度	m / min	30 / 30 / 30	42 / 42 / 36	30 / 30 / 30
Cutting feed rate 切削進給速度	m / min	12		
Guideway type 滑軌型式		Ball	Roller	Ball
Tool magazine capacity 刀具數量	station	24 (30/32)		
Method of tool exchange 刀具自動交換方式		Arm type		
Max. tool length 刀具最大長度	mm	300		
Controller 控制器		FANUC 0i-M		
High speed high precision 高速高精度機能		AICC I (AICC II)		
Spindle motor power 主軸馬達功率 Cont. / 30min	kW	7.5 / 11 (15 / 18.5)		
Machine dimension 機器尺寸 L x W x H	m	3 x 2.2 x 3		3.1 x 2.3 x 2.8
Net weight 淨重	kg	7500		

UM-130/150/160S

Item / Model		UM-130	UM-150	UM-160S
Spindle speed 主軸轉速	rpm	10000 (12000)		
Spindle nose taper 主軸鼻端錐度		BT40		
X/Y/Z -axis travel X/Y/Z 軸行程	mm	1300 / 650 / 550	1500 / 750 / 550	1600 / 850 / 850
Table dimension 工作台尺寸	mm	1500 x 650	1600 x 770	1700 x 950
Max. weight on table 工作台最大負載	kg	1500		2000
X/Y/Z-axis rapid traverse rate X/Y/Z 軸快速進給速度	m / min	30 / 30 / 30		
Cutting feed rate 切削進給速度	m / min	12		
Guideway type 滑軌型式		Roller		
Tool magazine capacity 刀具數量	pcs	24 (30/32)		
Method of tool exchange 刀具自動交換方式		Arm type		
Max. tool length 刀具最大長度	mm	300		
Controller 控制器		FANUC 0i-M		
High speed high precision 高速高精度機能		AICC I (AICC II)		
Spindle motor power 主軸馬達功率 Cont. / 30min	kW	15 / 18.5		
Machine dimension 機器尺寸 L x W x H	m	3.3 x 2.7 x 3	3.7 x 2.9 x 3	4.4 x 3.2 x 3.2
Net weight 淨重	kg	8000	9500	14000



UM-110W/120W/130W/150W

Item / Model		UM-110W	UM-120W	UM-130W	UM-150W
Spindle speed 主軸轉速	rpm	6000			
Spindle nose taper 主軸鼻端錐度		BT50			
X/Y/Z –axis travel X/Y/Z 軸行程	mm	1100 / 550 / 550	1200 / 650 / 600	1300 / 650 / 550	1500 / 750 / 550
Table dimension 工作台尺寸	mm	1200 x 600	1200 x 650	1500 x 650	1600 x 770
Max. weight on table 工作台最大負載	kg	1200		1500	
X/Y/Z–axis rapid traverse rate X/Y/Z 軸快速進給速度	m / min	30 / 30 / 30			
Cutting feed rate 切削進給速度	m / min	12			
Guideway type 滑軌型式		Roller			
Tool magazine capacity 刀具數量	station	24 (32)			
Method of tool exchange 刀具自動交換方式		Arm type			
Max. tool length 刀具最大長度	mm	300			
Controller 控制器		FANUC 0i-M			
High speed high precision 高速高精度機能		AICC I			
Spindle motor power 主軸馬達功率 Cont. / 30min	kW	15 / 18.5			
Machine dimension 機器尺寸 L x W x H	m	3 x 2.2 x 3	3.3 x 2.7 x 3	3.3 x 2.7 x 3	3.7 x 2.9 x 3
Net weight 淨重	kg	7500	8000	9000	10000

UM-120WB/160/210

Item / Model		UM-120B	UM-120WB	UM-160	UM-210
Spindle speed 主軸轉速	rpm	10000(12000)	6000		
Spindle nose taper 主軸鼻端錐度		BT40	BT50		
X/Y/Z –axis travel X/Y/Z 軸行程	mm	1200 / 650 / 600		1600 / 850 / 850	2100/ 850 / 850
Table dimension 工作台尺寸	mm	1300 x 650		1700 x 880	2200 x 980
Max. weight on table 工作台最大負載	kg	1200		2000	2500
X/Y/Z–axis rapid traverse rate X/Y/Z 軸快速進給速度	m / min	24 / 24 / 24		15 / 15 / 15	
Cutting feed rate 切削進給速度	m / min	12			
Guideway type 滑軌型式		Box way			
Tool magazine capacity 刀具數量	station	24 (30/32)	24 (32)		
Method of tool exchange 刀具自動交換方式		Arm type			
Max. tool length 刀具最大長度	mm	300			
Controller 控制器		FANUC 0i-M			
High speed high precision 高速高精度機能		AICC I			
Spindle motor power 主軸馬達功率 Cont. / 30min	kW	7.5 /11(15/ 18.5)	15 / 18.5		22/26
Machine dimension 機器尺寸 L x W x H	m	3.1 x 2.3 x 2.8	3.3 x 2.7 x 3	4.4 x 3.9 x 3	5.4 x 3.9 x 3
Net weight 淨重	kg	7500	8000	15000	17000

UMS-2450

Item / Model		UMS-2450
Spindle speed 主軸轉速 (SP1)	rpm	5000
Spindle nose taper 主軸鼻端錐度 (SP1)		BT-30
Spindle speed 主軸轉速 (SP2)	rpm	5000
Spindle nose taper 主軸鼻端錐度 (SP2)		BT-30
X1 –axis travel X1 軸行程	mm	2510
Y1/Y2 –axis travel Y1/Y2 軸行程	mm	100/100
Z1/Z2 –axis travel Z1/Z2 軸行程	mm	100/100
Table dimension 工作台尺寸	mm	180 x 2300
X/Y/Z–axis rapid traverse rate X/Y/Z 軸快速進給速度	m / min	4/3/3
Cutting feed rate 切削進給速度	m / min	12
Guideway type 滑軌型式		滾珠線軌
Tool magazine capacity 刀具數量	station	2
Method of tool exchange 刀具自動交換方式		手動
Max. tool length 刀具最大長度	mm	100
Controller 控制器		FANUC 0i-M
Spindle motor power 主軸馬達功率 (SP1) Cont. / 30min	kW	3.7/5.5
Spindle motor power 主軸馬達功率 (SP2) Cont. / 30min	kW	3.7/5.5
Machine dimension 機器尺寸 L x W x H	m	5.6 x 2.5 x 2.1
Net weight 淨重	kg	8000

U-18H/U-25

Item / Model		U-18H	U-25
Spindle speed 主軸轉速	rpm	60000	12000 (15000)
Spindle nose taper 主軸鼻端錐度		Ø6	BT40
X-axis travel X 軸行程	mm	-5~+50	500
Y-axis travel Y 軸行程	mm	-10~+150	400
Z-axis travel Z 軸行程	mm	300	550
A-axis travel A 軸行程	mm	-30/+120	
C-axis travel C 軸行程	mm	360	
Table dimension 工作台尺寸	mm	Ø 200	Ø 250
Max. table loading at 0 degree 工作台 0° 最大負載	kg	60	
Max. table loading at 90 degree 工作台 90° 最大負載	kg	60	
X/Y/Z–axis rapid traverse rate X/Y/Z 軸快速進給速度	m / min	48 / 48 / 48	32 / 32 / 30
Cutting feed rate 切削進給速度	m / min	12	
Guideway type 滑軌型式		Ball	Roller
Tool magazine capacity 刀具數量	station	1	32
Method of tool exchange 刀具自動交換方式		手動	Arm type
Max. tool length 刀具最大長度	mm	100	300
Controller 控制器		FANUC 0i-M	
Spindle motor power 主軸馬達功率 Cont. / 30min	kW	1.2	7.5 / 11
Machine dimension 機器尺寸 L x W x H	m	2.8 x 2.5 x 3	2 x 2.5 x 3
Net weight 淨重	kg	3500	7200

UM-350/500

Item / Model		UM-350	UM-500
Spindle speed 主軸轉速	rpm	12000 (15000)	
Spindle nose taper 主軸鼻端錐度		BT40	
X-axis travel X 軸行程	mm	700	1000
Y-axis travel Y 軸行程	mm	550	650
Z-axis travel Z 軸行程	mm	550	
A-axis travel A 軸行程	mm	-120/+30	
C-axis travel C 軸行程	mm	360	
Table dimension 工作台尺寸	mm	Ø 350	Ø 500
Max. table loading at 0 degree 工作台 0° 最大負載	kg	200	300
Max. table loading at 90 degree 工作台 90° 最大負載	kg	200	250
X/Y/Z-axis rapid traverse rate X/Y/Z 軸快速進給速度	m / min	42 / 42 / 30	30 / 30 / 30
Cutting feed rate 切削進給速度	m / min	12	
Guideway type 滑軌型式		Roller	
Tool magazine capacity 刀具數量	station	24 (32 / 40)	
Method of tool exchange 刀具自動交換方式		Arm type	
Max. tool length 刀具最大長度	mm	300	
Controller 控制器		FANUC 0i-M	
Spindle motor power 主軸馬達功率 Cont. / 30min	kW	7.5 / 11	
Machine dimension 機器尺寸 L x W x H	m	2.7 x 2.2 x 3.2	3 x 2.2 x 3.2
Net weight 淨重	kg	7500	9000

JT-150/200

Item / Model		JT-150	JT-200
Controller 控制器		FANUC 0i-T	
Swing over bed 床面旋徑	mm	505	
Swing over saddle 鞍面旋徑	mm	318	
Max. turning diameter 最大加工直徑	mm	350/300(320)	
Max. turning length 最大加工長度	mm	320	570
Guide way type 滑軌型式		Linear	
Spindle nose taper 主軸鼻端	ASA	A2-6 (A2-5)	
Chuck diameter 夾頭尺寸	inch	8 (6)	
Spindle speed 主軸轉速	rpm	4500 (6000 / 4000)	
Spindle motor power 主軸馬達功率 Cont./30min	kW	7.5 / 11 (11/15)	
Bar capacity 棒材通孔徑	mm	52 (44 / 65)	
Z-axis travel Z 軸行程	mm	350	600
X-axis travel X 軸行程	mm	195	
Tooling system 刀具型式		BOT	
Turret driven type 刀塔傳動型式		Hydraulic (Servo mechanical)	
Number of tools 刀具數量	station	8 (10 / 12)	
Square tool shank size 車刀尺寸	mm	25 (20)	
Round tool shank size 搪刀尺寸	mm	32	
Tailstock body travel 尾座行程	mm	200	450
Quill travel 頂心行程	mm	150	
Quill diameter 頂心直徑	mm	70	
Quill taper 頂心錐度	MT#	4	
Machine dimension 機器尺寸 L x W x H	m	2.3 x 1.7 x 1.8	2.5 x 1.7 x 1.8
Net weight 淨重	kg	2900	3200

UL-15/20

Item / Model		UL-15	UL-20
Controller 控制器		FANUC 0i-T	
Swing over bed 床面旋徑	mm	455	
Swing over saddle 鞍面旋徑	mm	260	
Max. turning diameter 最大加工直徑	mm	330/280(300)	
Max. turning length 最大加工長度	mm	300	600
Guide way type 滑軌型式		Box way	
Spindle nose taper 主軸鼻端	ASA	A2-6 (A2-5)	
Chuck diameter 夾頭尺寸	inch	8 (6)	
Spindle speed 主軸轉速	rpm	4500 (6000 / 4000)	
Spindle motor power 主軸馬達功率 Cont./30min	kW	11 / 15	
Bar capacity 棒材通孔徑	mm	52 (44 / 65)	
Z-axis travel Z 軸行程	mm	350	625
X-axis travel X 軸行程	mm	175	
Tooling system 刀具型式		BOT	
Turret driven type 刀塔傳動型式		Hydraulic (Servo mechanical)	
Number of tools 刀具數量	station	8 / 10 (12)	
Square tool shank size 車刀尺寸	mm	25 (20)	
Round tool shank size 搪刀尺寸	mm	32	
Tailstock body travel 尾座行程	mm	200	400
Quill travel 頂心行程	mm	80	150
Quill diameter 頂心直徑	mm	70	
Quill taper 頂心錐度	MT#	4	
Machine dimension 機器尺寸 L x W x H	m	2.2 x 1.5 x 1.7	2.5 x 1.5 x 1.7
Net weight 淨重	kg	2850	3350

UL-15A

Item / Model		UL-15A
Controller 控制器		FANUC 0i-TF
Swing over bed 床面旋徑	mm	455
Swing over saddle 鞍面旋徑	mm	260
Max. turning diameter 最大加工直徑	mm	260
Max. turning length 最大加工長度	mm	250
Guide way type 滑軌型式		Box way
Spindle nose taper 主軸鼻端	ASA	A2-5
Collet Chuck 筒夾頭規格	inch	CK42 筒夾頭
Spindle speed 主軸轉速	rpm	6000
Spindle motor power 主軸馬達功率 Cont./30min	kW	11 / 15
Bar capacity 棒材通孔徑	mm	44
Z1-axis travel Z1 軸行程	mm	350
Z2-axis travel Z2 軸行程	mm	260
X1-axis travel X1 軸行程	mm	175
X2-axis travel X2 軸行程	mm	260
Tooling system 刀具型式		BOT + Gang type
Turret driven type 刀塔傳動型式		Hydraulic
Number of tools 刀具數量 (T1)	station	8
Square tool shank size 車刀尺寸 (T1)	mm	20
Round tool shank size 搪刀尺寸 (T1)	mm	32
Number of tools 刀具數量 (T2)		5
Round tool shank size 搪刀尺寸 (T2)		25
Machine dimension 機器尺寸 L x W x H	m	3.1 x 1.8 x 1.9
Net weight 淨重	kg	3000

UT-200/200L

Item / Model		UT-300	UT-300L	UT-300LX	UT-300LX2	UT-300LX3
Controller 控制器		FANUC 0i-T				
Swing over bed 床面旋徑	mm	612				
Swing over saddle 鞍面旋徑	mm	400				
Max. turning diameter 最大加工直徑	mm	500				
Max. turning length 最大加工長度	mm	700	1200	1700	2200	3100
Guide way type 滑軌型式		Box way				
Spindle nose taper 主軸鼻端	ASA	A 2-8 (A2-11)				
Chuck diameter 夾頭尺寸	inch	10 (12 / 15)				
Spindle speed 主軸轉速	rpm	3500 (2700 / 2500)				
Spindle motor power 主軸馬達功率 Cont./30min	kW	15 / 18.5				
Bar capacity 棒材通孔徑	mm	75 (90 / 105)				
Z-axis travel Z 軸行程	mm	750	1250	1750	2250	3182
X-axis travel X 軸行程	mm	300				
Tooling system 刀具型式		BOT				
Turret driven type 刀塔傳動型式		Hydraulic / Servo mechanical				
Number of tools 刀具數	station	12				
Square tool shank size 車刀尺寸	mm	25				
Round tool shank size 搪刀尺寸	mm	40				
Tailstock body travel 尾座行程	mm	540	1040	1540	2040	3040
Quill travel 頂心行程	mm	120				
Quill diameter 頂心直徑	mm	85				
Quill taper 頂心錐度	MT#	5				
Machine dimension 機器尺寸 L x W x H	m	3.1 x 1.8 x 1.8	3.9 x 1.8 x 1.8	5.2 x 2.3 x 2.3	5.5 x 2.3 x 2.3	7x2.3x2.3
Net weight 淨重	kg	5500	6000	7500	9000	11000

UT-300 Series

Item / Model		UT-200	UT-200L
Controller 控制器		FANUC 0i-T	
Swing over bed 床面旋徑	mm	505	
Swing over saddle 鞍面旋徑	mm	318	
Max. turning diameter 最大加工直徑	mm	350(300/320)	
Max. turning length 最大加工長度	mm	570	1000
Guide way type 滑軌型式		Box way	
Spindle nose taper 主軸鼻端	ASA	A2-6 (A2-5 / A2-8)	
Chuck diameter 夾頭尺寸	inch	8 (6 / 10)	
Spindle speed 主軸轉速	rpm	4500 (6000 / 4000 / 3500)	
Spindle motor power 主軸馬達功率 Cont./30min	kW	11 / 15 (15/18.5)	
Bar capacity 棒材通孔徑	mm	52 (44 / 65 / 75)	
Z-axis travel Z 軸行程	mm	600	1050
X-axis travel X 軸行程	mm	220	
Tooling system 刀具型式		BOT	
Turret driven type 刀塔傳動型式		Hydraulic (Servo mechanical)	
Number of tools 刀具數量	station	8 / 10 / 12	
Square tool shank size 車刀尺寸	mm	25 (20)	
Round tool shank size 搪刀尺寸	mm	32	
Tailstock body travel 尾座行程	mm	545	1045
Quill travel 頂心行程	mm	80	
Quill diameter 頂心直徑	mm	75	
Quill taper 頂心錐度	MT#	4	
Machine dimension 機器尺寸 L x W x H	m	2.9 x 1.6 x 1.8	3.7 x 1.6 x 1.8
Net weight 淨重	kg	3600	4700

UT-200SM/200SY/200Y/UA-200Y

Item / Model		UT-200SM	UT-200SY	UT-200Y	UA-200Y
Controller 控制器		FANUC 0i-T			
Swing over bed 床面旋徑	mm	570	680		600
Swing over saddle 鞍面旋徑	mm	378	485		
Max. Spindle turning diameter 主軸最大加工直徑 (SP1)	mm	260	240		155
Max. Spindle turning diameter 主軸最大加工直徑 (SP2)	mm	200		-	
Max. turning length 最大加工長度	mm	440			400
Spindle nose taper 主軸鼻端 (SP1)	ASA	A2-6 (A2-5/A2-8)			A2-6
Spindle chuck diameter 主軸夾頭尺寸 (SP1)	inch	8 (6/10)			8
Spindle speed 主軸轉速 (SP1)	rpm	4500 (6000/4000/3500)			4500 (Belt)
Spindle motor power 主軸馬達功率 (SP1) Cont./30min	kW	11 / 15 (15 /18.5)			11/15
Bar capacity 棒材通孔徑 (SP1)	mm	52 (44/65/75)			52
Spindle nose taper 主軸鼻端 (SP2)	ASA	A2-5		-	
Spindle chuck diameter 主軸夾頭尺寸 (SP2)	inch	6(8)		-	
Spindle speed 主軸轉速 (SP2)	rpm	6000(5000)		-	
Spindle motor power 主軸馬達功率 (SP2) Cont./30min	kW	5.5 / 7.5		-	
Bar capacity 棒材通孔徑 (SP2)	mm	44		-	
Z-axis travel Z 軸行程	mm	600			
Y-axis travel Y 軸行程	mm	-	±50		
X-axis travel X 軸行程	mm	220			150
B-axis travel B 軸行程	mm	585		-	
Tooling system 刀具型式		BMT (VDI)	BMT		BMT-55N
Number of tools 刀具數量	station	12			15
Square tool shank size 車刀尺寸	mm	20			
Round tool shank size 搪刀尺寸	mm	32			25
Machine dimension 機械尺寸 L x W x H	m	3.2 x 1.6 x 1.8	3.2 x 1.8 x 2.2	3.2 x 1.75 x 2.2	3.5 x 1.75 x 2.2
Net weight 淨重	kg	4000	4500		4700

UT-300SM/300SY/300Y/UA-330LY

Item / Model		UT-300SM	UT-300SY	UT-300Y	UA-330LY
Controller 控制器		FANUC 0i-T			
Swing over bed 床面旋徑	mm	700	910		800
Swing over saddle 鞍面旋徑	mm	500	720		600
Max. Spindle turning diameter 主軸最大加工直徑 (SP1)	mm	450	420		350
Max. Spindle turning diameter 主軸最大加工直徑 (SP2)	mm	375		-	
Max. turning length 最大加工長度	mm	560			1140
Spindle nose taper 主軸鼻端 (SP1)	ASA	A2-8 (A2-11)			A2-8
Spindle chuck diameter 主軸夾頭尺寸 (SP1)	inch	10 (12 / 15)			12(10)
Spindle speed 主軸轉速 (SP1)	rpm	3500 (2700 / 2500 /2000)			2500(3200)
Spindle motor power 主軸馬達功率 (SP1) Cont./30min	kW	15 / 18.5 (18.5 / 22)			15 / 18.5
Bar capacity 棒材通孔徑 (SP1)	mm	75 (90 / 105/ 116.5)			75
Spindle nose taper 主軸鼻端 (SP2)	ASA	A2-5		-	
Spindle chuck diameter 主軸夾頭尺寸 (SP2)	inch	6(8)		-	
Spindle speed 主軸轉速 (SP2)	rpm	6000(5000)		-	
Spindle motor power 主軸馬達功率 (SP2) Cont./30min	kW	5.5 / 7.5		-	
Bar capacity 棒材通孔徑 (SP2)	mm	44		-	
Z-axis travel Z 軸行程	mm	750			1250
Y-axis travel Y 軸行程	mm	-	±50		
X-axis travel X 軸行程	mm	280	275		290
B-axis travel B 軸行程	mm	700		-	
Tooling system 刀具型式		BMT (VDI)			BMT-55N
Number of tools 刀具數量	station	12			15
Square tool shank size 車刀尺寸	mm	25			
Round tool shank size 搪刀尺寸	mm	40			
Machine dimension 機器尺寸 L x W x H	m	3.5 x 1.9 x 2	3.5 x 2.1 x 2.4		4.9 x 2.4 x 2.2
Net weight 淨重	kg	5900	6500		7500

UZ-1500T2Y/UA-1500T2Y/T2YB/T2Y2

Item / Model		UZ-1500T2Y	UA-1500T2Y2	UA-1500T2Y	UA-1500T2YB
Controller 控制器		FANUC 0i-T			
Swing over bed 床面旋徑	mm	660	460	660	
Swing over saddle 鞍面旋徑	mm	620	400	620	
Max. turning diameter (SP1) 主軸最大加工直徑	mm	300	200	300	
Max. turning length 最大加工長度	mm	480	565	480	400
Spindle nose taper 主軸鼻端 (SP1)	ASA	A2-6			A2-8
Spindle chuck diameter 主軸夾頭尺寸 (SP1)	inch	8			10
Spindle speed 主軸轉速 (SP1)	rpm	4500/3500(Belt)	4500 (Belt)	4500/3500(Belt)	3200(Belt)
Spindle motor power 主軸馬達功率 (SP1) Cont./30min	kW	11 / 15			
Bar capacity 棒材通孔徑 (SP1)	mm	52 (65)	52	52 (65)	75
Sub spindle nose taper 主軸鼻端 (SP2)	ASA	A2-6			A2-8
Spindle chuck diameter 主軸夾頭尺寸 (SP2)	inch	6 (8)			10
Spindle speed 主軸轉速 (SP2)	rpm	4500(Belt)			3200(Belt)
Spindle motor power 主軸馬達功率 (SP2) Cont./30min	kW	7.5 / 11			
Bar capacity 棒材通孔徑 (SP2)	mm	45 (52)	52	45 (52)	75
X-axis travel X 軸行程	mm	X1 / X2 : 210	X1 / X2 : 160.5	X1 / X2 : 200	
Y-axis travel Y 軸行程	mm	Y1 : ±50	Y1 : ±50/Y2:±35	Y1 : ±50	
Z-axis travel Z 軸行程	mm	Z1 / Z2 : 600	Z1 / Z2 : 565	Z1 / Z2 : 600	
B-axis travel B 軸行程	mm	700	650	700	
Tooling system 刀具型式		BMT-40	BMT-55N		
Number of tools 刀具數量	station	16+16	15+15	16+16	
Square tool shank size 車刀尺寸	mm	20(25)			25
Round tool shank size 搪刀尺寸	mm	25(32)			32
Machine dimension 機械尺寸 L x W x H	m	4.0 x 2.4 x 2.3	3.9 x 2.4 x 2.3	4.0 x 2.4 x 2.3	
Net weight 淨重	kg	10000			10500

Item / Model		UA-250	UA-2000T2M	UA-2000T2MB
Controller 控制器		FANUC 0i-T		
Swing over bed 床面旋徑	mm	700	660	
Swing over saddle 鞍面旋徑	mm	600	620	
Max. turning diameter 主軸最大加工直徑 (SP1)	mm	410	340	
Max. turning length 最大加工長度	mm	290	600	440
Spindle nose taper 主軸鼻端 (SP1)	ASA	A2-11	A2-8	A2-11
Spindle chuck diameter 主軸夾頭尺寸 (SP1)	inch	15	10	15
Spindle speed 主軸轉速 (SP1)	rpm	2500(Belt)	3500(Belt)	2500 (Belt)
Spindle motor power 主軸馬達功率 (SP1) Cont./30min	kW	15 / 18.5		
Bar capacity 棒材通孔徑 (SP1)	mm	105	75	105
Spindle nose taper 主軸鼻端 (SP2)	ASA	A2-11	A2-8	A2-11
Spindle chuck diameter 主軸夾頭尺寸 (SP2)	inch	15	10	15
Spindle speed 主軸轉速 (SP2)	rpm	2500(Belt)	3500(Belt)	2500(Belt)
Spindle motor power 主軸馬達功率 (SP2) Cont./30min	kW	11/15	11 / 15	
Bar capacity 棒材通孔徑 (SP2)	mm	105	75	105
X-axis travel X 軸行程	mm	X1/X2 : 190	X1 / X2 : 210	
Z-axis travel Z 軸行程	mm	Z1/Z2 : 500	Z1 / Z2 : 550	Z1 / Z2 : 450
B-axis travel B 軸行程	mm	1050	1400	1200
Tooling system 刀具型式		BOT	BMT-55N	
Number of tools 刀具數量	station	12+12	16+16	
Square tool shank size 車刀尺寸	mm	25	20	
Round tool shank size 搪刀尺寸	mm	40	32	
Machine dimension 機械尺寸 L x W x H	m	5.7 x 2.2 x 2.4	7.0 x 2.4 x 2.7	6.7 x 2.5 x 2.8
Net weight 淨重	kg	9000	11500	11000

UA-250/UA-2000T2M/T2MB

UZ-2000 Series

Item / Model		UZ-2000T2MW	UZ-2000T2M	UZ-2000T2Y
Controller 控制器		FANUC Oi-T / MITSUBISHI		
Swing over bed 床面旋徑	mm	660		
Swing over saddle 鞍面旋徑	mm	620		
Max. turning diameter 主軸最大加工直徑 (SP1)	mm	320		
Max. turning diameter 主軸最大加工直徑 (SP2)	mm	-	320	
Max. turning length 最大加工長度	mm	810		
Spindle nose taper 主軸鼻端 (SP1)	ASA	A2-5 (A2-8 / A2-11)		
Spindle chuck diameter 主軸夾頭尺寸 (SP1)	inch	6 (10 / 15)		
Spindle speed 主軸轉速 (SP1)	rpm	5000(Built-in) 3500 / 2500(Belt)		
Spindle motor power 主軸馬達功率 (SP1) Cont./30min	kW	11 / 15 (15 / 18.5)		
Spindle bar capacity 主軸棒材通孔徑 (SP1)	mm	52 (78 / 105)		
Spindle nose taper 主軸鼻端 (SP2)	ASA	-	A2-5(A2-6)	
Spindle chuck diameter 主軸夾頭尺寸 (SP2)	inch	-	6 (8)	
Spindle speed 主軸轉速 (SP2)	rpm	-	5000/4500	
Spindle motor power 主軸馬達功率 (SP2) Cont./30min	kW	-	11 / 15	
Spindle bar capacity 主軸棒材通孔徑 (SP2)	mm	-	52 (65)	
X-axis travel X 軸行程	mm	X1 / X2 : 210		
Y-axis travel Y 軸行程	mm	-		Y1 : -40/+60
Z-axis travel Z 軸行程	mm	Z1 / Z2 : 840		
B-axis travel B 軸行程	mm	-	920	
Turret driven type 刀塔傳動型式		Servo mechanical		
Number of tools 刀具數量	station	16+16		
Tailstock body travel 尾座行程	mm	770	-	
Quill travel 頂心行程	mm	120	-	
Quill diameter 頂心直徑	mm	85	-	
Quill taper 頂心錐度	MT#	5	-	
Machine dimension 機械尺寸 L x W x H	m	4.7 x 2.4 x 2.3		
Net weight 淨重	kg	10500		11000

Item / Model		UT-2000T2M	UA-150H
Controller 控制器		FANUC Oi-T	FANUC Oi-TF
Swing over bed 床面旋徑	mm	600	
Swing over saddle 鞍面旋徑	mm	260	
Max. turning diameter 主軸最大加工直徑 (SP1)	mm	220	250
Max. turning diameter 主軸最大加工直徑 (SP2)	mm	220	250
Max. turning length 最大加工長度 (SP1)	mm	240	
Max. turning length 最大加工長度 (SP2)	mm	350	240
Spindle nose taper 主軸鼻端 (SP1)	ASA	A2-6	
Spindle chuck diameter 主軸夾頭尺寸 (SP1)	inch	8	6
Spindle speed 主軸轉速 (SP1)	rpm	4500(Built-in)	4500(Belt)
Spindle motor power 主軸馬達功率 (SP1) Cont./30min	kW	11 / 15	
Bar capacity 棒材通孔徑 (SP1)	mm	52	
Spindle nose taper 主軸鼻端 (SP2)	ASA	A2-5	A2-6
Spindle chuck diameter 主軸夾頭尺寸 (SP2)	inch	6	6
Spindle speed 主軸轉速 (SP2)	rpm	6000(Built-in)	4500(Belt)
Spindle motor power 主軸馬達功率 (SP2) Cont./30min	kW	5.5/7.5	7.5/11
Bar capacity 棒材通孔徑 (SP2)	mm	44	52
X-axis travel X 軸行程	mm	X1 / X2 : 220	
Y-axis travel Y 軸行程	mm	-	
Z-axis travel Z 軸行程	mm	Z1 / Z2 : 350	
B-axis travel B 軸行程	mm	850	900
Tooling system 刀具型式		BMT-40	BMT-55N
Number of tools 刀具數量	station	12+12	
Square tool shank size 車刀尺寸	mm	20	25
Round tool shank size 搪刀尺寸	mm	32	
Max. Rotary Tool Speed 動力刀具轉速	rpm	6000	-
Rotary Tool power 動力刀具軸馬達功率	kW	3.7/5.5	-
Machine dimension 機械尺寸 L x W x H	m	4.7 x 2.4 x 2.3	3.9 x 2.1 x 1.9
Net weight 淨重	kg	10500	8000

UT-2000T2M/UA-150H



JL/UL-51 Series

Item / Model		JL-51T2Y	JL-51T2	UL-51T2Y	UL-51T2Y2
Controller 控制器		FANUC 0i-T			
Swing over bed 床面旋徑	mm	210			
Max. turning diameter 最大加工直徑	mm	SP1：160 / SP2：100			
Max. turning length 最大加工長度	mm	170		150	
Guide way type 滑軌型式		Linear+Box	Linear	Linear+Box	
Spindle nose taper 主軸鼻端 (SP1)	ASA	A2-6			
Spindle speed 主軸轉速 (SP1)	rpm	5000			
Spindle motor power 主軸馬達功率 (SP1) Cont./30min	kW	11/15 (Belt)			
Bar capacity 棒材通孔徑 (SP1)	mm	52			
Spindle nose taper 主軸鼻端 (SP2)		A2-5			
Spindle speed 主軸轉速 (SP2)	rpm	6000			
Spindle motor power 主軸馬達功率 (SP2) Cont./30min	kW	5.5/7.5 (Belt)			
Bar capacity 棒材通孔徑 (SP2)	mm	44			
Z1/Z2-axis travel Z1/Z2 軸行程	mm	220/590		220	
X1/X2-axis travel X1/X2 軸行程	mm	155/85		155	
Y-axis travel Y 軸行程	mm	±40	-	±40	
X1/Z1-axis rapid traverse rate X1/Z1 軸快速進給	m/min	20/20		20/30	
X2/Z2-axis rapid traverse rate X2/Z2 軸快速進給	m/min	20/30		20/30	
Y-axis rapid traverse rate Y 軸快速進給	m/min	12	-	12	
Tooling system 刀具型式		BMT-55N / BNJ-51		BMT-55N	
Number of tools 刀具數量	station	12+8		12+12	
Square tool shank size 車刀尺寸	mm	20			
Round tool shank size 搪刀尺寸	mm	25			
Machine dimension 機器尺寸 L x W x H	m	2.9 x 1.75 x 1.7		3.25 x 1.75 x 1.9	
Net weight 淨重	kg	6500	6300	6700	6600

Item / Model		UT-360	UT-360L	UT-360LX	UT-360LX2	UT-360LX3
Controller 控制器		FANUC 0i-T				
Swing over bed 床面旋徑	mm	750				
Swing over saddle 鞍面旋徑	mm	600				
Max. turning diameter 最大加工直徑	mm	550				
Max. turning length 最大加工長度	mm	630	1130	1630	2130	3062
Guide way type 滑軌型式		Box way				
Spindle nose taper 主軸鼻端	ASA	A2-8 (A2-11)				
Chuck diameter 夾頭尺寸	inch	12 (15)				
Spindle speed 主軸轉速	rpm	2700 (2500 / 2000)				
Spindle motor power 主軸馬達功率 Cont./30min	kW	18.5 / 22 (30 / 37)				
Bar capacity 棒材通孔徑	mm	90 (105 / 116.5)				
Z-axis travel Z 軸行程	mm	750	1250	1750	2250	3182
X-axis travel X 軸行程	mm	305				
X/Z-axis rapid traverse rate X/Z 軸快速進給	m/min	20 / 20			20 / 15	20 / 10
Tooling system 刀具型式		BOT				
Turret driven type 刀塔傳動型式		Hydraulic / Servo mechanical				
Number of tools 刀具數量	station	12				
Square tool shank size 車刀尺寸	mm	32				
Round tool shank size 搪刀尺寸	mm	50				
Tailstock body travel 尾座行程		540	1040	1540	2040	3040
Quill travel 頂心行程	mm	120				
Quill diameter 頂心直徑	mm	120				
Quill taper hole 頂心錐度	MT#	6				
Machine dimension 機器尺寸 L x W x H	m	3.4x2.2x2.3	5.7x2.2x2.3	6.1x2.2x2.3	6.4x2.2x2.3	7.9x2.2x2.3
Net weight 淨重	kg	6200	7000	8000	9500	11000

UT-360 Series

UT-380 Series

Item / Model		UT-380	UT-380L	UT-380LX	UT-380LX2	UT-380LX3
Controller 控制器		FANUC 0i-T				
Swing over bed 床面旋徑	mm	850				
Swing over saddle 鞍面旋徑	mm	700				
Max. turning diameter 最大加工直徑	mm	680				
Max. turning length 最大加工長度	mm	630	1130	1630	2130	3062
Guide way type 滑軌型式		Box way				
Spindle nose taper 主軸鼻端	ASA	A2-8 (A2-11 / A2-15)				
Chuck diameter 夾頭尺寸	inch	12 (15 / 18)				
Spindle speed 主軸轉速	rpm	2700 (2500 / 2000 / 1800)				
Spindle motor power 主軸馬達功率 Cont./30min	kW	18.5 / 22 (30 / 37) + 2 speed gearbox				
Bar Capacity 棒材通孔徑		90 (105 / 116.5 / 166.5)				
Z-axis travel Z 軸行程	mm	750	1250	1750	2250	3182
X-axis travel X 軸行程	mm	370				
X/Z-axis rapid traverse rate X/Z 軸快速進給速度	m/min	20 / 20			20 / 15	20 / 10
Tooling system 刀具型式		BOT				
Turret driven type 刀塔傳動型式		Hydraulic / Servo mechanical				
Number of tools 刀具數量	station	12				
Square tool shank size 車刀尺寸	mm	32				
Round tool shank size 搪刀尺寸	mm	50				
Tailstock body travel 尾座行程	mm	540	1040	1540	2040	3040
Quill travel 頂心行程	mm	120				
Quill diameter 頂心直徑	mm	120				
Quill taper hole 頂心錐度	MT#	6				
Machine dimension 機器尺寸 L x W x H	m	3.4x2.2x2.35	5.7x2.2x2.35	6.1x2.2x2.4	6.4x2.2x2.4	7.9x2.2x2.4
Net weight 淨重	kg	6500	7500	8500	10000	11000

Item / Model		UT-400L	UT-400LX2	UT-400LX3	UT-400LX4
Controller 控制器		FANUC 0i-T			
Swing over bed 床面旋徑	mm	900			
Swing over saddle 鞍面旋徑	mm	745			
Max. turning diameter 最大加工直徑	mm	700			
Max. turning length 最大加工長度	mm	1400	2100	3000	4000
Guide way type 滑軌型式		Box way			
Spindle nose taper 主軸鼻端	ASA	A2-11 (A2-15)			
Chuck diameter 夾頭尺寸	inch	15 (18 / 20 / 24)			
Spindle hole diameter 主軸通孔徑	mm	131 (205 / 235 / 258)			
Spindle speed 主軸轉速	rpm	2000 (1500 / 850 / 800)			
Spindle motor power 主軸馬達功率 Cont./30min	kW	30/37 (37/45)+2 Speed gearbox			
Z-axis travel Z 軸行程	mm	1500	2100	3100	4100
X-axis travel X 軸行程	mm	380			
X/Z-axis rapid traverse rate X/Z 軸快速進給速度	m/min	20/24	20/15	20/10	20/6
Tooling system 刀具型式		BOT			
Turret driven type 刀塔傳動型式		Servo mechanical			
Number of tools 刀具數量	station	12			
Square tool shank size 車刀尺寸	mm	32			
Round tool shank size 搪刀尺寸	mm	50			
Quill travel 頂心行程	mm	150			
Quill diameter 頂心直徑	mm	160			
Quill taper hole 頂心錐度	MT#	6			
Machine dimension 機器尺寸 L x W x H	m	6.2 x 2.8 x 2.7	6.9 x 2.8 x 2.7	7.9 x 2.8 x 2.7	8.9 x 2.8 x 2.7
Net weight 淨重	kg	14000	15000	17000	19000

UT-400 Series



UT-400LX3Y/LX4Y

Item / Model		UT-400LX3Y	UT-400LX4Y
Controller 控制器		FANUC 0i-T	
Swing over bed 床面旋徑	mm	1200	
Swing over saddle 鞍面旋徑	mm	1040	
Max. turning diameter 最大加工直徑	mm	700	
Max. turning length 最大加工長度	mm	2900	3900
Guide way type 滑軌型式		Box way	
Spindle nose taper 主軸鼻端	ASA	A2-11 (A2-15)	
Chuck diameter 夾頭尺寸	inch	15 (20 / 24)	
Spindle hole diameter 主軸通孔徑	mm	131 (205 / 235 / 258)	
Spindle speed 主軸轉速	rpm	2000 (1500 / 850 / 800)	
Spindle motor power 主軸馬達功率 Cont./30min	kW	30/37 (37/45)+2 Speed gearbox	
Z/X/Y-axis travel Z/X/Y 軸行程	mm	3100/380/±75	4100/380/±75
Z/X/Y-axis rapid traverse rate Z/X/Y 軸快速進給速度	m/min	6/20/10	
Tooling system 刀具型式		BMT-85	
Turret driven type 刀塔傳動型式		Servo mechanical	
Number of tools 刀具數量	station	12	
Square tool shank size 車刀尺寸	mm	32	
Round tool shank size 搪刀尺寸	mm	50	
動力刀具轉速	rpm	4000	
動力刀具馬達功率	kW	7.5/11	
Quill travel 頂心行程	mm	150	
Quill diameter 頂心直徑	mm	160	
Quill taper hole 頂心錐度	MT#	6	
Machine dimension 機器尺寸 L x W x H	m	7.9 x 2.7 x 3.0	9.4 x 3.2 x 3.1
Net weight 淨重	kg	19000	23000

UT-600 Series

Item / Model		UT-600L	UT-600LX2	UT-600LX3	UT-600LX4
Controller 控制器		FANUC 0i-T			
Swing over bed 床面旋徑	mm	1030			
Swing over saddle 鞍面旋徑	mm	950			
Max. turning diameter 最大加工直徑	mm	900			
Max. turning length 最大加工長度	mm	1350	2050	2950	3950
Guide way type 滑軌型式		Box way			
Spindle nose taper 主軸鼻端	ASA	A2-15 / A2-20			
Chuck diameter 夾頭尺寸	inch	24 (32)			
Spindle hole diameter 主軸通孔徑	mm	205 (235 / 258 / 320 / 375)			
Spindle speed 主軸轉速	rpm	1500 (850 / 800 / 400 / 300)			
Spindle motor power 主軸馬達功率 Cont./30min	kW	30/37 (37/45) +2-Speed gearbox			
Z-axis travel Z 軸行程	mm	1500	2100	3100	4100
X-axis travel X 軸行程	mm	470			
X/Z-axis rapid traverse rate X/Z 軸快速進給速度	m/min	20 / 24	20 / 15	20 / 10	20 / 6
Tooling system 刀具型式		BOT			
Turret driven type 刀塔傳動型式		Servo mechanical			
Number of tools 刀具數量	station	12			
Square tool shank size 車刀尺寸	mm	32			
Round tool shank size 搪刀尺寸	mm	50			
Quill travel 頂心行程	mm	150			
Quill diameter 頂心直徑	mm	160			
Quill taper hole 頂心錐度	MT#	6			
Machine dimension 機器尺寸 L x W x H	m	6.2 x 2.8 x 3	6.9 x 2.8 x 3	7.9 x 2.8 x 3	8.9 x 2.8 x 3
Net weight 淨重	kg	14500	15500	17500	19500

UV-55E/75E/100E

Item / Model		UV-75ATC	UV-75ATCC	UV-100ATC	UV-100ATCC
Controller 控制器		FANUC 0i-T			
Swing over bed 床面旋徑	mm	850		1100	
Max. turning diameter 最大加工直徑	mm	750		1000	
Max. turning length 最大加工長度	mm	800		800	
Spindle speed 主軸轉速	rpm	1600		1200	
Guideway type 滑軌型式		Linear (Box way)		Box way	
Spindle nose taper 主軸鼻端	ASA	A2-11		A2-15	
Chuck diameter 夾頭尺寸	inch	24 (32)		24 (32 / 40)	
X-axis travel X 軸行程	mm	650		765	
Z-axis travel Z 軸行程	mm	800			
X/Z-axis rapid traverse rate X/Z 軸快速進給速度	m/min	20 / 7		15/7	
Tooling system 刀具型式		ATC			
Turret driven type 刀塔傳動型式		Servo			
Number of tools 刀具數量	station	12			
Tool holder taper size 刀柄尺寸	mm	BT50			
Rotary tool spindle power 動力軸馬達功率	kW	-	5.5 / 7.5	-	7.5/11 (15/ 18.5)
Spindle motor power 主軸馬達功率 Cont./30min	kW	18.5/22		30/37 (37/45,45/55)	
X-axis motor power X 軸馬達	kW	3		4	
Z-axis motor power Z 軸馬達	kW	4			
Hydraulic motor power 油壓馬達	kW	2.2			
Coolant pump motor power 冷卻水馬達	kW	0.5+1			
Machine dimension 機械尺寸 L x W x H	m	2.7 x 3.7 x 4.0		3.1 x 3.7 x 4.6	
Net weight 淨重	kg	16000	16500		17000

UV-75ATC/100ATC

Item / Model		UV-55E	UV-55EC	UV-75E	UV-75EC	UV-100E	UV-100EC
Controller 控制器		FANUC 0i-T					
Swing over bed 床面旋徑	mm	750		850		1100	
Max. turning diameter 最大加工直徑	mm	550		750		1000	
Max. turning length 最大加工長度	mm	550		700			
Spindle speed 主軸轉速	rpm	2500		1600(630)		1200 (2-Speed gearbox)	
Guide way type 滑軌型式		Linear		Linear (Box way)		Box way	
Spindle nose taper 主軸鼻端	ASA	A2-8		A2-11		A2-15	
Chuck diameter 夾頭尺寸	inch	12 (15)		24 (32)		24 (32 / 40)	
X-axis travel X 軸行程	mm	295		420		550	
Z-axis travel Z 軸行程	mm	550		800		800	
X/Z-axis rapid traverse rate X/Z 軸快速進給速度	m/min	20 / 7				15/7	
Tooling system 刀具型式		BOT	BMT(VDI)	BOT	BMT(VDI)	BOT	BMT(VDI)
Turret driven type 刀塔傳動型式		Hydraulic	Servo mechanical	Hydraulic	Servo mechanical	Hydraulic	Servo mechanical
Number of tools 刀具數量	station	12					
Square tool shank size 車刀尺寸	mm	25		32			
Round tool shank size 搪刀尺寸	mm	40		50			
Rotary tool spindle power 動力軸馬達功率	kW	-	3.7/5.5	-	5.5/7.5	-	7.5/11
Spindle motor power 主軸馬達功率 Cont./30min	kW	15 / 18.5		18.5/22		30/37 (37/45,45/55)	
X-axis motor power X 軸馬達功率	kW	3		3		4	
Z-axis motor power Z 軸馬達功率	kW	3		4		4	
Hydraulic motor power 油壓馬達功率	kW	2.2					
Coolant pump motor power 冷卻水馬達功率	kW	0.5+1					
Machine dimension 機器尺寸 L x W x H	m	2.3 x 3.0 x 3.0		2.6 x 3.7 x 4.2		3.1 x 3.7 x 4.2	
Net weight 淨重	kg	5300		15000		16000	

UT-100 Series

Item / Model		GX-100	GX-100TM
Controller 控制器		FANUC 0i-T	
Max. Spindle turning diameter 主軸最大加工直徑 (SP1)	mm	50	70
Max. Spindle turning diameter 主軸最大加工直徑 (SP2)	mm	50	70
Max. turning length 最大加工長度	mm	60	55
Spindle nose taper 主軸鼻端 (SP1)	ASA	A2-5	
Spindle chuck diameter 主軸夾頭尺寸 (SP1)	inch	5	
Spindle speed 主軸轉速 (SP1)	rpm	6000	
Spindle motor power 主軸馬達功率 Cont./30min (SP1)	kW	5.5/7.5	
Bar capacity 棒材通孔徑 (SP1)	mm	30	
Spindle nose taper 主軸鼻端 (SP2)	ASA	A2-5	
Spindle chuck diameter 主軸夾頭尺寸 (SP2)	inch	5	
Spindle speed 主軸轉速 (SP2)	rpm	6000	
Spindle motor power 主軸馬達功率 Cont./30min (SP2)	kW	5.5 / 7.5	
Bar capacity 棒材通孔徑 (SP2)	mm	30	
X-axis travel X 軸行程	mm	210	160
Z-axis travel Z 軸行程	mm	310(±155)	
X/Z-axis rapid traverse rate X/Z 軸快速進給速度	m/min	18/24	
X-axis motor power X 軸馬達功率	kW	1.2	
Z-axis motor power Z 軸馬達功率	kW	1.2	
Hydraulic motor power 油壓馬達功率	kW	1.5	
Coolant pump motor power 冷卻水馬達功率	kW	1	
Tooling system 刀具型式		Gang Type	BMT-45
Square tool shank size 車刀尺寸	mm	20	
Round tool shank size 搪刀尺寸	mm	25	32
Machine dimension 機器尺寸 L x W x H	m	1.6 x 1.6 x 2.3	1.6 x 1.6 x 2.3
Machine dimension (Including loader) 機器尺寸 (含機械手) L x W x H		2.7 x 2.0 x 2.5	
Net weight 淨重	kg	3200	3300

Item / Model		UT-100E	UT-100	UT-100M	UT-100Y
Controller 控制器		FANUC 0i-T			
Swing over bed 床面旋徑	mm	380			450
Swing over saddle 鞍面旋徑	mm	320			330
Max. turning diameter 最大加工直徑	mm	180		100	110
Max. turning length 最大加工長度	mm	175		130	170
Spindle speed 主軸轉速	rpm	6000			
Spindle nose taper 主軸鼻端	ASA	A2-5			
Chuck diameter 夾頭尺寸	inch	6			
Bar capacity 棒材通孔徑	mm	30			
X-axis travel X 軸行程	mm	120			80
Y-axis travel Y 軸行程	mm	-			±25
Z-axis travel Z 軸行程	mm	230			220
X-axis rapid traverse rate X 軸快速進給速度	m/min	12			
Y-axis rapid traverse rate Y 軸快速進給速度	m/min	-			10
Z-axis rapid traverse rate Z 軸快速進給速度	m/min	18			
Tooling system 刀具型式		BOT		VDI-30	BMT-55
Turret driven type 刀塔傳動型式		Hydraulic / Servo		Servo mechanical	
Number of tools 刀具數量	station	12			
Square tool shank size 車刀尺寸	mm	20			25
Round tool shank size 搪刀尺寸	mm	32			40
Rotary tool spindle power 動力軸馬達功率	kW	-		4.5	
Max. rotary tool speed 動力刀具轉速	rpm	-		6000	
Spindle motor power 主軸馬達功率 Cont./30min	kW	5.5/7.5			
Machine dimension 機器尺寸 L x W x H	m	1.7 x 1.6 x 1.7	1.7 x 1.6 x 2.2		1.9 x 1.5 x 2.5
Net weight 淨重	kg	1800	1900		2300
Intergrated loder 機械手		-	•	•	•

GX-100

歷史沿革 About ACCUWAY

鉅基科技股份有限公司創立於 1986 年，專注研發高階 CNC 車銑複合機與立式加工中心，致力提供高精度、高剛性、高效率的整合加工解決方案。產品廣泛應用於機械傳動元件、能源產業、汽機車零組件及通用加工產業，深受國際市場肯定與信賴。憑藉深厚的機械整合實力，鉅基科技具備完整的設計與製造能力，涵蓋：床身結構與鑄件設計、內藏式與皮帶式主軸開發、各式伺服與動力刀塔、軸向複合運動鈑金結構整合、智慧化控制與自動化模組應用。我們擁有核心零組件的自主開發與製造能力，專注為客戶量身打造智慧加工解決方案與專用型自動化車銑複合設備，協助全面升級生產體系，邁向工業 4.0 智能製造。總部座落於台灣中部，擁有超過 10000 平方公尺的現代化廠房，秉持「創新、精密、服務」之核心理念，堅持市場需求導向策略、強化國際競爭力，致力成為全球信賴的工具機品牌。

Founded in 1986, ACCUWAY Machinery specializes in the development of high-end CNC turning-milling machines and vertical machining centers, dedicated to delivering integrated machining solutions that offer high precision, superior rigidity, and exceptional efficiency. Our products are widely applied in mechanical transmission components, energy sectors, automotive parts, and general machining industries, earning widespread recognition and trust in worldwide markets.
With a solid foundation in mechanical design, ACCUWAY possesses comprehensive in-house capabilities, covering bed structure and casting design、built-in and belt-driven spindle development、various types of servo and powered turrets、sheet metal enclosure and structural design integration、Intelligent control systems and automation module applications.
Our core components are self-developed and manufactured in-house, enabling us to offer customized machining solutions and dedicated automation systems for turning-milling operations. We support our clients in upgrading production systems and advancing toward Industry 4.0 smart manufacturing.
Headquartered in central Taiwan, ACCUWAY operates a modern manufacturing facility exceeding 10,000 square meters. Guided by our core values—Innovation, Precision, and Service—we stay closely aligned with market needs, continuously enhance global competitiveness, and strive to become a trusted partner in turning-milling complex machining.

1986 鉅基工業股份有限公司成立於新北市新店，初期專注於半導體模具製作，逐步開發 QCC 與 MGP 模具系列。
GPI was established in Xindian, New Taipei, focusing on semiconductor mold manufacturing and launching QCC and MGP mold products.

1995 | 1999 與均曜精密策略合作，設立潭子廠擴產，1998 年正式合併，整合資源拓展產品線。1999 年通過 ISO-9002 認證，並導入全新經營與管理制度。
Formed a strategic alliance with Chun-Yao Precision and established the Tanzi plant to expand capacity. Completed a merger in 1998, streamlining resources and product lines. In 1999, achieved ISO-9002 certification and introduced a new management system.

2000 更名為鉅基科技股份有限公司，封裝模具設備開始外銷日本半導體產業重鎮。
Renamed ACCUWAY Machinery; packaging mold equipment was exported to Japan’s key semiconductor hubs.

2001 獲 Boschman 委託製造自動封膠設備，技術能力大幅提升。
Secured contract manufacturing for Boschman’s encapsulation equipment, enhancing technical capabilities.

2002 導入 ISO-9001:2000 品質系統並引進 MORI SEIKI 綜合加工機，強化模具生產的精度與效率。
Implemented ISO-9001:2000 and introduced MORI SEIKI machining centers to enhance mold production precision and efficiency.

2003 神岡新廠落成，並取得 CNC 車床代工裝配合約；同年推出自製 UM 系列立式加工機。
Established the Shengang plant and secured CNC lathe OEM contracts; launched in-house UM series vertical machining centers.

2004 創立 ACCUWAY 品牌，首台 CNC 車床 GTC-20L 外銷東南亞，正式開啟品牌國際化之路。
Launched the ACCUWAY brand and exported the first GTC-20L CNC lathe to Southeast Asia, beginning global brand expansion.

2005 立式加工中心機與車床產品通過 CE 認證，並進軍土耳其市場，開始開發中型斜床式車床 UT-300。
Machining centers and lathes received CE certification; entered the Turkish market and developed the UT-300 heavy-duty lathe.

2006 推出 UL 系列平床身車床與加長型斜床式車床 UT-300L，並導入 ERP 系統推動流程電子化。
Launched the UL series flat-bed lathes and the slant-bed lathe UT-300L; implemented an ERP system to drive digitalized workflow management.

2007 擴展 UM 系列立式加工機產品線，啟動自主動力刀塔設計計畫，邁向關鍵零組件自製。
Expanded the UM vertical machining line and initiated the in-house design of power turrets for key component self-sufficiency.



2008 成功開發內藏式電主軸與 UT-200S 雙主軸車床，並推出立式加工機 UM-160，增加大型設備製造實力。
Developed built-in motor spindles and UT-200S twin-spindle lathe; introduced large-scale UM-160 machining center.

2009 推出 UT-400/600 系列 重切削車床與車銑複合機 UT-300SY，成為美商 AKT 半導體設備供應商。
Launched the UT-400/600 series heavy-duty lathes and the UT-300SY mill-turn machine, becoming a supplier for U.S.-based AKT semiconductor equipment.

2010 開發 UV 系列立式車床，正式建立品牌於立式車床市場的佈局。
Developed the UV series vertical lathes , marking the brand’s entry into the vertical turning market.

2011 車銑複合機通過 CE 認證，提升品牌於國際市場的競爭力與信任度。
Mill-turn machines obtained CE certification, enhancing brand competitiveness in global markets.

2012 成功開發立式車床 UV-100ATCC 並出口美國市場，豐洲園區新廠正式啟用，擴大營運規模。
Developed UV-100ATCC vertical lathe and entered the U.S. market; the new Fengzhou Industrial Park facility officially commenced operations.

2013 推出 UZ-2000T2Y 雙主軸雙刀塔與 UT-200SY 之 Y 軸複合車床，切入複雜加工領域。
Introduced UZ-2000T2Y twin-turret and UT-200SY Y-axis turn-mill machines, expanding into complex part machining.

2014 開發 JT-150/JT-200 線軌車床與中大型斜背式車床 UT-380，完善產品系列並對應多元加工需求。
Released JT-150/JT-200 linear guideway lathes and UT-380, enhancing product range for various machining tasks.

2015 導入自動上下料機械手，推出 UT-100M/Y 與 GL-12 智慧車床，提升產線自動化。
Integrated auto-loading robots and launched UT-100M/Y and GL-12 smart lathes, improving automation efficiency.

2016 推出雙主軸雙機械手 GX-100，加入 A-Team 4.0 聯盟，積極投入航太供應鏈。
Launched GX-100 with dual spindles and robots; joined A-Team 4.0 to engage in the aerospace supply chain.

2017 發表大型立式加工中心機 UM-210，並增購五軸與複合加工設備，強化關鍵零組件精密製造能力。
Released UM-210 large machining center and added 5-axis equipment to strengthen integrated processing capability.

2018 GX-100 榮獲台灣精品獎，UT-2000T2M 上市並通過 ISO 9001:2015 認證。
GX-100 won the Taiwan Excellence Award; launched UT-2000T2M with ISO 9001:2015 certification.

2020 開發動柱型五軸 U-25，提升曲面與精密零件加工能力，系列產品通過 TS 認證。
Developed U-25 5-axis vertical machining center for complex contouring; TS certification obtained for the series.

2021 推出 UA/UZ 系列雙主軸雙刀塔複合機，全面強化高階複合加工機種。
Introduced UA/UZ series dual-spindle dual-turret machines, reinforcing high-end multitasking product lines.

2022 開發 UA-330LY 15 刀位複合車床，並增購 ZEISS 三次元提升量測能力。
Launched UA-330LY with 15-station turret and added a second ZEISS CMM to enhance inspection precision.

2023 發表雙刀塔平台式車床 UL-15A、雙主軸雙上刀塔 UT-2000 與 線軌加工機 UMS-2450，加強產品應用場域廣度。
Launched the UL-15A platform-type lathe with dual turrets, the UT-2000 twin-spindle twin-upper-turret lathe, and the UMS-2450 linear guide machining center to broaden application versatility.

2024 導入智慧物流與資訊整合系統，並開發全新 JL-51T2Y 複合加工機，持續升級智慧製造實力。
Implemented smart logistics and ERP integration; developed JL-51T2Y multitasking machine to advance intelligent manufacturing.