Designation system

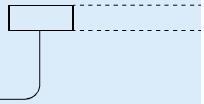

Product type

Sleeves

H	Adapter sleeve dimensions in accordance with ISO standard, basic design
HA	Adapter sleeve dimensions in accordance with ISO standard, except the bore, in 1/16 in.
HE	Adapter sleeve dimensions in accordance with ISO standard, except the bore, in 1/4 in.
HS	Adapter sleeve dimensions in accordance with ISO standard, except the bore, in 1/8 in.
OH	Adapter sleeve dimensions in accordance with ISO standard, prepared for oil injection
OSNP	Adapter sleeve dimensions in accordance with ANSI standard, prepared for oil injection, with a locking plate
OSNW	Adapter sleeve dimensions in accordance with ANSI standard, prepared for oil injection, with a lock washer
SNP	Adapter sleeve dimensions in accordance with ANSI standard, with a locking plate
SNW	Adapter sleeve dimensions in accordance with ANSI standard, with a lock washer
AH	Withdrawal sleeve dimensions in accordance with ISO standard, basic design
AHX	Withdrawal sleeve dimensions in accordance with ISO standard, basic design
AOH	Withdrawal sleeve dimensions in accordance with ISO standard, prepared for oil injection
AOHX	Withdrawal sleeve dimensions in accordance with ISO standard, prepared for oil injection
KH	Unthreaded sleeve, basic design
KOH	Unthreaded sleeve, prepared for oil injection

Lock nuts and locking devices

AN	Lock nut dimensions in accordance with ANSI standard
HM	Lock nut with a trapezoidal thread
HME	HM lock nut with a recessed outside diameter
HML	HM lock nut, light series
HMLL	HML lock nut with a lower sectional height
KM	Lock nut dimensions in accordance with ISO standard
KMD	Two part precision lock nut with axial locking screws
KMFE	Lock nut with a locking screw, with an extended nose
KMK	Lock nut with an integral locking device
KML	Lock nut with a lower sectional height
KMT	Precision lock nut with locking pins
KMTA	Precision lock nut with locking pins, different thread pitch
N	Lock nut dimensions in accordance with ANSI standard
N 0	Lock nut dimensions in accordance with ANSI standard, light section
MB	Lock washer dimensions in accordance with ISO standard, for a KM lock nut
MBL	Lock washer dimensions in accordance with ISO standard, for a KML lock nut
MS 30	Locking clip dimensions in accordance with ISO standard, for an HM 30 lock nut
MS 31	Locking clip dimensions in accordance with ISO standard, for an HM 31 lock nut
PL	Locking plate dimensions in accordance with ANSI standard
W	Lock washer for N or AN lock nut, with an axial tab, dimension in accordance with ANSI standard
W 0	Lock washer for N 0 lock nut (light series), without an axial tab, dimensions in accordance with ANSI standard



Suffix

Sleeves

B	One or two oil supply ducts at the end opposite the threaded section
D	Split sleeve
E	Adapter sleeve without key slot, with a KMFE lock nut or standard adapter sleeve with a HME lock nut
EH	Adapter sleeve without key slot, with a KMFE .. H lock nut
EL	Adapter sleeve without key slot, with a KMFE .. L lock nut
G	Thread diameter changed according to revised ISO standard
H	One oil supply duct at the threaded end
HB	One or two oil supply ducts at the threaded end
L	Adapter sleeve with a lock nut with lower sectional height
TL	Same as L, but with key slot positions for a locking clip

Lock nuts and locking devices

B	Whitworth thread
H	KMFE lock nut with a bigger contact diameter
L	KMFE lock nut with a smaller contact diameter
P	Sintered material
T	Trapezoidal thread
A	Increased plate thickness for MB lock washers

Size identification

Listed in the product tables

16.1 Adapter sleeves for metric shafts

d_1 **17 – 100** mm

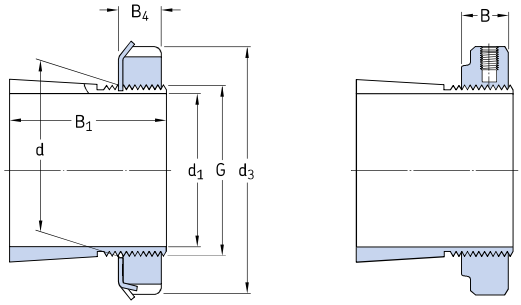

H H .. E, H .. EL

Principal dimensions						Mass	Designations			
d_1	d	d_3	B_1	B, B_4	G		Adapter sleeve with nut and locking device	Appertaining lock nut	locking device	Appropriate hydraulic nut
mm						kg	–			
17	20	32	24	7	M 20x1	0,036	**H 204**	KM 4	MB 4	–
	20	32	28	7	M 20x1	0,04	**H 304**	KM 4	MB 4	–
	20	32	28	9,5	M 20x1	0,047	**H 304 E**	KMFE 4	–	–
20	25	38	26	8	M 25x1,5	0,064	**H 205**	KM 5	MB 5	–
	25	38	29	8	M 25x1,5	0,071	**H 305**	KM 5	MB 5	–
	25	38	29	10,5	M 25x1,5	0,076	**H 305 E**	KMFE 5	–	–
	25	38	35	8	M 25x1,5	0,085	**H 2305**	KM 5	MB 5	–
25	30	45	27	8	M 30x1,5	0,086	**H 206**	KM 6	MB 6	–
	30	45	31	8	M 30x1,5	0,095	**H 306**	KM 6	MB 6	–
	30	45	31	10,5	M 30x1,5	0,11	**H 306 E**	KMFE 6	–	–
	30	45	38	8	M 30x1,5	0,11	**H 2306**	KM 6	MB 6	–
30	35	52	29	9	M 35x1,5	0,12	**H 207**	KM 7	MB 7	–
	35	52	35	9	M 35x1,5	0,14	**H 307**	KM 7	MB 7	–
	35	52	35	11,5	M 35x1,5	0,15	**H 307 E**	KMFE 7	–	–
	35	52	35	11,5	M 35x1,5	0,16	**H 307 EL**	KMFE 7 L	–	–
	35	52	43	9	M 35x1,5	0,16	**H 2307**	KM 7	MB 7	–
35	40	58	31	10	M 40x1,5	0,16	**H 208**	KM 8	MB 8	–
	40	58	36	10	M 40x1,5	0,17	**H 308**	KM 8	MB 8	–
	40	58	36	13	M 40x1,5	0,19	**H 308 E**	KMFE 8	–	–
	40	58	46	10	M 40x1,5	0,22	**H 2308**	KM 8	MB 8	–
	40	58	46	13	M 40x1,5	0,24	**H 2308 E**	KMFE 8	–	–
40	45	65	33	11	M 45x1,5	0,21	**H 209**	KM 9	MB 9	–
	45	65	39	11	M 45x1,5	0,23	**H 309**	KM 9	MB 9	–
	45	65	39	13	M 45x1,5	0,24	**H 309 E**	KMFE 9	–	–
	45	65	50	11	M 45x1,5	0,27	**H 2309**	KM 9	MB 9	–
45	50	70	35	12	M 50x1,5	0,24	**H 210**	KM 10	MB 10	HMV 10E
	50	70	42	12	M 50x1,5	0,27	**H 310**	KM 10	MB 10	HMV 10E
	50	70	42	14	M 50x1,5	0,3	**H 310 E**	KMFE 10	–	HMV 10E
	50	70	55	12	M 50x1,5	0,34	**H 2310**	KM 10	MB 10	HMV 10E
50	55	75	37	12,5	M 55x2	0,28	**H 211**	KM 11	MB 11	HMV 11E
	55	75	45	12,5	M 55x2	0,32	**H 311**	KM 11	MB 11	HMV 11E
	55	75	45	14	M 55x2	0,34	**H 311 E**	KMFE 11	–	HMV 11E
	55	75	59	12,5	M 55x2	0,39	**H 2311**	KM 11	MB 11	HMV 11E

Principal dimensions						Mass	Designations			
d_1	d	d_3	B_1	B, B_4	G		Adapter sleeve with nut and locking device	Appertaining lock nut	locking device	Appro-priate hydraulic nut
mm						kg	–			
55	60	80	38	13	M 60x2	0,31	**H 212**	KM 12	MB 12	HMV 12E
	60	80	47	13	M 60x2	0,36	**H 312**	KM 12	MB 12	HMV 12E
	60	80	47	14	M 60x2	0,4	**H 312 E**	KMFE 12	–	HMV 12E
	60	80	62	13	M 60x2	0,45	**H 2312**	KM 12	MB 12	HMV 12E
60	65	85	40	13,5	M 65x2	0,36	**H 213**	KM 13	MB 13	HMV 13E
	65	85	50	13,5	M 65x2	0,42	**H 313**	KM 13	MB 13	HMV 13E
	65	85	50	15	M 65x2	0,43	**H 313 E**	KMFE 13	–	HMV 13E
	65	85	65	13,5	M 65x2	0,52	**H 2313**	KM 13	MB 13	HMV 13E
	65	85	65	15	M 65x2	0,53	**H 2313 E**	KMFE 13	–	HMV 13E
	70	92	52	13,5	M 70x2	0,67	**H 314**	KM 14	MB 14	HMV 14E
	70	92	52	15	M 70x2	0,67	**H 314 E**	KMFE 14	–	HMV 14E
	70	92	68	13,5	M 70x2	0,88	**H 2314**	KM 14	MB 14	HMV 14E
65	75	98	43	14,5	M 75x2	0,66	**H 215**	KM 15	MB 15	HMV 15E
	75	98	55	14,5	M 75x2	0,78	**H 315**	KM 15	MB 15	HMV 15E
	75	98	55	16	M 75x2	0,82	**H 315 E**	KMFE 15	–	HMV 15E
	75	98	73	14,5	M 75x2	1,1	**H 2315**	KM 15	MB 15	HMV 15E
70	80	105	46	17	M 80x2	0,81	**H 216**	KM 16	MB 16	HMV 16E
	80	105	59	17	M 80x2	0,95	**H 316**	KM 16	MB 16	HMV 16E
	80	105	59	18	M 80x2	1	**H 316 E**	KMFE 16	–	HMV 16E
	80	105	78	17	M 80x2	1,2	**H 2316**	KM 16	MB 16	HMV 16E
75	85	110	50	18	M 85x2	0,94	**H 217**	KM 17	MB 17	HMV 17E
	85	110	63	18	M 85x2	1,1	**H 317**	KM 17	MB 17	HMV 17E
	85	110	63	19	M 85x2	1,15	**H 317 E**	KMFE 17	–	HMV 17E
	85	110	82	18	M 85x2	1,35	**H 2317**	KM 17	MB 17	HMV 17E
80	90	120	52	18	M 90x2	1,1	**H 218**	KM 18	MB 18	HMV 18E
	90	120	65	18	M 90x2	1,3	**H 318**	KM 18	MB 18	HMV 18E
	90	120	65	19	M 90x2	1,45	**H 318 E**	KMFE 18	–	HMV 18E
	90	120	73	19	M 90x2	1,5	**H 2318 E/L73**[1]	KMFE 18	–	HMV 18E
	90	120	86	18	M 90x2	1,6	**H 2318**	KM 18	MB 18	HMV 18E
85	95	125	55	19	M 95x2	1,25	**H 219**	KM 19	MB 19	HMV 19E
	95	125	68	19	M 95x2	1,4	**H 319**	KM 19	MB 19	HMV 19E
	95	125	68	20	M 95x2	1,45	**H 319 E**	KMFE 19	–	HMV 19E
	95	125	90	19	M 95x2	1,8	**H 2319**	KM 19	MB 19	HMV 19E
	95	125	90	20	M 95x2	1,85	**H 2319 EL**	KMFE 19 L	–	HMV 19E
90	100	130	58	20	M 100x2	1,4	**H 220**	KM 20	MB 20	HMV 20E
	100	130	71	20	M 100x2	1,6	**H 320**	KM 20	MB 20	HMV 20E
	100	130	71	21	M 100x2	1,7	**H 320 E**	KMFE 20	–	HMV 20E
	100	130	76	20	M 100x2	1,8	**H 3120**	KM 20	MB 20	HMV 20E
	100	130	76	21	M 100x2	1,8	**H 3120 E**	KMFE 20	–	HMV 20E
	100	130	97	20	M 100x2	2	**H 2320**	KM 20	MB 20	HMV 20E
	100	130	97	21	M 100x2	2	**H 2320 E**	KMFE 20	–	HMV 20E
100	110	145	63	21	M 110x2	1,8	**H 222**	KM 22	MB 22	HMV 22E
	110	145	77	21	M 110x2	2,05	**H 322**	KM 22	MB 22	HMV 22E
	110	145	77	21,5	M 110x2	2,1	**H 322 E**	KMFE 22	–	HMV 22E
	110	145	81	21	M 110x2	2,1	**H 3122**	KM 22	MB 22	HMV 22E
	110	145	81	21,5	M 110x2	2,15	**H 3122 E**	KMFE 22	–	HMV 22E
	110	145	105	21	M 110x2	2,75	**H 2322**	KM 22	MB 22	HMV 22E
	110	145	105	21,5	M 110x2	2,75	**H 2322 E**	KMFE 22	–	HMV 22E

[1] Width reduced to 73 mm

16.1 Adapter sleeves for metric shafts

d_1 **110 – 180** mm

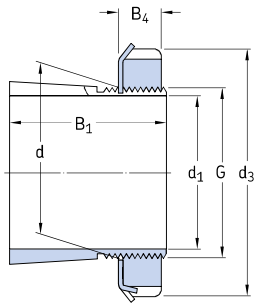

H, H .. L

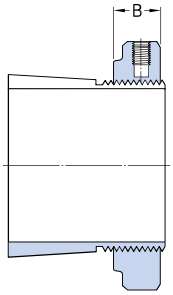

H .. E, H .. EH

Principal dimensions						Mass	Designations			
d_1	d	d_3	B_1	B, B_4	G		Adapter sleeve with nut and locking device	Appertaining lock nut	locking device	Appropriate hydraulic nut
mm						kg	–			
110	120	145	72	22	M 120x2	1,8	**H 3024**	KML 24	MBL 24	HMV 24E
	120	145	88	22	M 120x2	2,5	**H 3124 L**	KML 24	MBL 24	HMV 24E
	120	145	112	22	M 120x2	3,1	**H 2324 L**	KML 24	MBL 24	HMV 24E
	120	155	72	26	M 120x2	1,85	**H 3024 E**	KMFE 24	–	HMV 24E
	120	155	88	22	M 120x2	2,5	**H 3124**	KM 24	MB 24	HMV 24E
	120	155	112	22	M 120x2	3	**H 2324**	KM 24	MB 24	HMV 24E
	120	155	112	26	M 120x2	3,1	**H 2324 E**	KMFE 24	–	HMV 24E
	120	155	112	26	M 120x2	3,1	**H 2324 EH**	KMFE 24 H	–	HMV 24E
115	130	155	80	23	M 130x2	2,8	**H 3026**	KML 26	MBL 26	HMV 26E
	130	155	92	23	M 130x2	3,65	**H 3126 L**	KML 26	MBL 26	HMV 26E
	130	155	121	23	M 130x2	4,15	**H 2326 L**	KML 26	MBL 26	HMV 26E
	130	165	80	28	M 130x2	2,9	**H 3026 E**	KMFE 26	–	HMV 26E
	130	165	92	23	M 130x2	3,45	**H 3126**	KM 26	MB 26	HMV 26E
	130	165	121	23	M 130x2	4,45	**H 2326**	KM 26	MB 26	HMV 26E
125	140	165	82	24	M 140x2	3,05	**H 3028**	KML 28	MBL 28	HMV 28E
	140	165	97	24	M 140x2	4,1	**H 3128 L**	KML 28	MBL 28	HMV 28E
	140	180	82	28	M 140x2	3,05	**H 3028 E**	KMFE 28	–	HMV 28E
	140	180	97	24	M 140x2	4,1	**H 3128**	KM 28	MB 28	HMV 28E
	140	180	131	24	M 140x2	5,4	**H 2328**	KM 28	MB 28	HMV 28E
135	150	180	87	26	M 150x2	3,75	**H 3030**	KML 30	MBL 30	HMV 30E
	150	180	111	26	M 150x2	4,7	**H 3130 L**	KML 30	MBL 30	HMV 30E
	150	180	139	26	M 150x2	5,85	**H 2330 L**	KML 30	MBL 30	HMV 30E
	150	195	87	30	M 150x2	3,75	**H 3030 E**	KMFE 30	–	HMV 30E
	150	195	111	26	M 150x2	5,25	**H 3130**	KM 30	MB 30	HMV 30E
	150	195	111	30	M 150x2	4,7	**H 3130 E**	KMFE 30	–	HMV 30E
	150	195	139	26	M 150x2	6,4	**H 2330**	KM 30	MB 30	HMV 30E
140	160	190	93	27,5	M 160x3	5,1	**H 3032**	KML 32	MBL 32	HMV 32E
	160	190	119	27,5	M 160x3	6,4	**H 3132 L**	KML 32	MBL 32	HMV 32E
	160	190	147	28	M 160x3	7,95	**H 2332 L**	KML 32	MBL 32	HMV 32E
	160	210	93	32	M 160x3	5,1	**H 3032 E**	KMFE 32	–	HMV 32E
	160	210	119	28	M 160x3	7,25	**H 3132**	KM 32	MB 32	HMV 32E
	160	210	119	32	M 160x3	7,35	**H 3132 E**	KMFE 32	–	HMV 32E
	160	210	147	28	M 160x3	8,8	**H 2332**	KM 32	MB 32	HMV 32E

Principal dimensions						Mass	Designations			
d_1	d	d_3	B_1	B, B_4	G		Adapter sleeve with nut and locking device	Appertaining lock nut	locking device	Appro-priate hydraulic nut
mm						kg	–			
150	170	200	101	28,5	M 170x3	5,8	**H 3034**	KML 34	MBL 34	HMV 34E
	170	200	122	29	M 170x3	7,15	**H 3134 L**	KML 34	MBL 34	HMV 34E
	170	220	101	33	M 170x3	5,9	**H 3034 E**	KMFE 34	–	HMV 34E
	170	220	122	29	M 170x3	8,1	**H 3134**	KM 34	MB 34	HMV 34E
	170	220	122	33	M 170x3	8,1	**H 3134 E**	KMFE 34	–	HMV 34E
	170	220	154	29	M 170x3	9,9	**H 2334**	KM 34	MB 34	HMV 34E
160	180	210	87	29,5	M 180x3	5,7	**H 3936**	KML 36	MBL 36	HMV 36E
	180	210	109	29,5	M 180x3	6,7	**H 3036**	KML 36	MBL 36	HMV 36E
	180	210	131	29,5	M 180x3	8,15	**H 3136 L**	KML 36	MBL 36	HMV 36E
	180	230	109	34	M 180x3	6,7	**H 3036 E**	KMFE 36	–	HMV 36E
	180	230	131	29,5	M 180x3	9,15	**H 3136**	KM 36	MB 36	HMV 36E
	180	230	161	30	M 180x3	11	**H 2336**	KM 36	MB 36	HMV 36E
170	190	220	89	30,5	M 190x3	6,2	**H 3938**	KML 38	MBL 38	HMV 38E
	190	220	112	30,5	M 190x3	7,25	**H 3038**	KML 38	MBL 38	HMV 38E
	190	240	141	30,5	M 190x3	10,5	**H 3138**	KM 38	MB 38	HMV 38E
	190	240	169	30,5	M 190x3	12	**H 2338**	KM 38	MB 38	HMV 38E
180	200	240	98	31,5	M 200x3	7,9	**H 3940**	KML 40	MBL 40	HMV 40E
	200	240	120	31,5	M 200x3	8,9	**H 3040**	KML 40	MBL 40	HMV 40E
	200	240	176	31,5	M 200x3	13	**H 2340 L**	KML 40	MBL 40	HMV 40E
	200	250	150	31,5	M 200x3	12	**H 3140**	KM 40	MB 40	HMV 40E
	200	250	176	31,5	M 200x3	13,5	**H 2340**	KM 40	MB 40	HMV 40E

For oil injection variants not listed, contact SKF.

16.1 Adapter sleeves for metric shafts

d_1 **200 – 500** mm

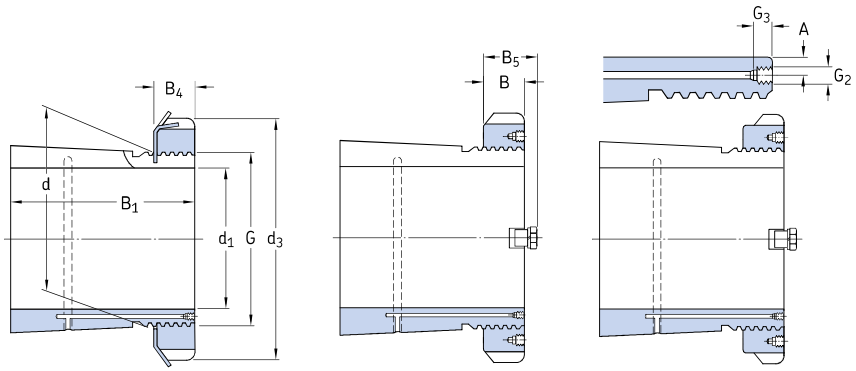

OH .. H | OH .. H, OH .. HTL | OH .. HE

Principal dimensions										Mass	Designations			
d_1	d	d_3	B_1	B, B_4	B_5	G	G_2	G_3	A		Adapter sleeve with nut and locking device	Appertaining lock nut	locking device	Appropriate hydraulic nut
mm										kg	–			
200	220	260	96	30	41	Tr 220x4	M 6	9	4,2	7,95	**OH 3944 H**	HM 3044	MS 3044	HMV 44E
	220	260	126	30	41	Tr 220x4	M 6	9	4,2	9,9	**OH 3044 H**	HM 3044	MS 3044	HMV 44E
	220	260	161	30	41	Tr 220x4	M 6	9	4,2	14,5	**OH 3144 HTL**	HM 3044	MS 3044	HMV 44E
	220	280	161	35	–	Tr 220x4	M 6	9	4,2	15	**OH 3144 H**	HM 44 T	MB 44	HMV 44E
	220	280	186	35	–	Tr 220x4	M 6	9	4,2	17	**OH 2344 H**	HM 44 T	MB 44	HMV 44E
220	240	290	101	34	46	Tr 240x4	M 6	9	4,2	11	**OH 3948 H**	HM 3048	MS 3052-48	HMV 48E
	240	290	133	34	46	Tr 240x4	M 6	9	4,2	12	**OH 3048 H**	HM 3048	MS 3052-48	HMV 48E
	240	290	133	34	46	Tr 240x4	M 6	9	4,2	11,5	**OH 3048 HE**	HME 3048	MS 3052-48	HMV 48E
	240	290	172	34	46	Tr 240x4	M 6	9	4,2	15	**OH 3148 HTL**	HM 3048	MS 3052-48	HMV 48E
	240	300	172	37	–	Tr 240x4	M 6	9	4,2	16,5	**OH 3148 H**	HM 48 T	MB 48	HMV 48E
	240	300	199	37	–	Tr 240x4	M 6	9	4,2	19	**OH 2348 H**	HM 48 T	MB 48	HMV 48E
240	260	310	116	34	46	Tr 260x4	M 6	9	4,2	11,5	**OH 3952 H**	HM 3052	MS 3052-48	HMV 52E
	260	310	145	34	46	Tr 260x4	M 6	9	4,2	13,5	**OH 3052 H**	HM 3052	MS 3052-48	HMV 52E
	260	310	145	34	46	Tr 260x4	M 6	9	4,2	13,5	**OH 3052 HE**	HME 3052	MS 3052-48	HMV 52E
	260	310	190	34	46	Tr 260x4	M 6	9	4,2	17,5	**OH 3152 HTL**	HM 3052	MS 3052-48	HMV 52E
	260	330	190	39	–	Tr 260x4	M 6	9	4,2	21	**OH 3152 H**	HM 52 T	MB 52	HMV 52E
	260	330	211	39	–	Tr 260x4	M 6	9	4,2	23	**OH 2352 H**	HM 52 T	MB 52	HMV 52E
260	280	330	121	38	50	Tr 280x4	M 6	9	4,2	15,5	**OH 3956 H**	HM 3056	MS 3056	HMV 56E
	280	330	152	38	50	Tr 280x4	M 6	9	4,2	16	**OH 3056 H**	HM 3056	MS 3056	HMV 56E
	280	330	195	38	50	Tr 280x4	M 6	9	4,2	19,5	**OH 3156 HTL**	HM 3056	MS 3056	HMV 56E
	280	350	195	41	–	Tr 280x4	M 6	9	4,2	23	**OH 3156 H**	HM 56 T	MB 56	HMV 56E
	280	350	224	41	–	Tr 280x4	M 6	9	4,2	27	**OH 2356 H**	HM 56 T	MB 56	HMV 56E
280	300	360	140	42	54	Tr 300x4	M 6	9	4,2	20	**OH 3960 H**	HM 3060	MS 3060	HMV 60E
	300	360	168	42	54	Tr 300x4	M 6	9	4,2	20,5	**OH 3060 H**	HM 3060	MS 3060	HMV 60E
	300	380	208	40	53	Tr 300x4	M 6	9	4,2	29	**OH 3160 H**	HM 3160	MS 3160	HMV 60E
	300	380	208	40	53	Tr 300x4	M 6	9	4,2	27,5	**OH 3160 HE**	HME 3160	MS 3160	HMV 60E
	300	380	240	40	53	Tr 300x4	M 6	9	4,2	32	**OH 3260 H**	HM 3160	MS 3160	HMV 60E
300	320	380	140	42	55	Tr 320x5	M 6	9	4	21,5	**OH 3964 H**	HM 3064	MS 3068-64	HMV 64E
	320	380	171	42	55	Tr 320x5	M 6	9	4	22	**OH 3064 H**	HM 3064	MS 3068-64	HMV 64E
	320	400	226	42	56	Tr 320x5	M 6	9	4	32	**OH 3164 H**	HM 3164	MS 3164	HMV 64E
	320	400	258	42	56	Tr 320x5	M 6	9	4	35	**OH 3264 H**	HM 3164	MS 3164	HMV 64E

For oil injection variants not listed, contact SKF.

Principal dimensions										Mass	Designations			
											Adapter sleeve with nut and locking device	Appertaining lock nut	locking device	Appro-priate hydraulic nut
d_1	d	d_3	B_1	B	B_5	G	G_2	G_3	A					
mm										kg	–			
320	340	400	144	45	58	Tr 340x5	M 6	9	4	24,5	**OH 3968 H**	HM 3068	MS 3068-64	HMV 68E
	340	400	187	45	58	Tr 340x5	M 6	9	4	27	**OH 3068 H**	HM 3068	MS 3068-64	HMV 68E
	340	440	254	55	72	Tr 340x5	M 6	9	4	50	**OH 3168 H**	HM 3168	MS 3172-68	HMV 68E
	340	440	254	55	72	Tr 340x5	M 6	9	4	46	**OH 3168 HE**	HME 3168	MS 3172-68	HMV 68E
	340	440	288	55	72	Tr 340x5	M 6	9	4	51,5	**OH 3268 H**	HM 3168	MS 3172-68	HMV 68E
340	360	420	144	45	58	Tr 360x5	M 6	9	4	25	**OH 3972 H**	HM 3072	MS 3072	HMV 72E
	360	420	144	45	58	Tr 360x5	M 6	9	4	24,5	**OH 3972 HE**	HME 3072	MS 3072	HMV 72E
	360	420	188	45	58	Tr 360x5	M 6	9	4	29	**OH 3072 H**	HM 3072	MS 3072	HMV 72E
	360	460	259	58	75	Tr 360x5	M 6	9	4	56	**OH 3172 H**	HM 3172	MS 3172-68	HMV 72E
	360	460	259	58	75	Tr 360x5	M 6	9	4	52	**OH 3172 HE**	HME 3172	MS 3172-68	HMV 72E
	360	460	299	58	75	Tr 360x5	M 6	9	4	60,5	**OH 3272 H**	HM 3172	MS 3172-68	HMV 72E
360	380	450	164	48	62	Tr 380x5	M 6	9	4	31,5	**OH 3976 H**	HM 3076	MS 3080-76	HMV 76E
	380	450	164	48	62	Tr 380x5	M 6	9	4	30,5	**OH 3976 HE**	HME 3076	MS 3080-76	HMV 76E
	380	450	193	48	62	Tr 380x5	M 6	9	4	35,5	**OH 3076 H**	HM 3076	MS 3080-76	HMV 76E
	380	490	264	60	77	Tr 380x5	M 6	9	4	61,5	**OH 3176 H**	HM 3176	MS 3176	HMV 76E
	380	490	264	60	77	Tr 380x5	M 6	9	4	58	**OH 3176 HE**	HME 3176	MS 3176	HMV 76E
	380	490	310	60	77	Tr 380x5	M 6	9	4	69,5	**OH 3276 H**	HM 3176	MS 3176	HMV 76E
380	400	470	168	52	66	Tr 400x5	M 6	9	4	35	**OH 3980 H**	HM 3080	MS 3080-76	HMV 80E
	400	470	168	52	66	Tr 400x5	M 6	9	4	34	**OH 3980 HE**	HME 3080	MS 3080-76	HMV 80E
	400	470	210	52	66	Tr 400x5	M 6	9	4	40	**OH 3080 H**	HM 3080	MS 3080-76	HMV 80E
	400	520	272	62	82	Tr 400x5	M 6	9	4	73	**OH 3180 H**	HM 3180	MS 3184-80	HMV 80E
	400	520	272	62	82	Tr 400x5	M 6	9	4	57	**OH 3180 HE**	HME 3180	MS 3184-80	HMV 80E
	400	520	328	62	82	Tr 400x5	M 6	9	4	87	**OH 3280 H**	HM 3180	MS 3184-80	HMV 80E
400	420	490	168	52	66	Tr 420x5	M 6	9	4	36	**OH 3984 H**	HM 3084	MS 3084	HMV 84E
	420	490	168	52	66	Tr 420x5	M 6	9	4	34,5	**OH 3984 HE**	HME 3084	MS 3084	HMV 84E
	420	490	212	52	66	Tr 420x5	M 6	9	4	47	**OH 3084 H**	HM 3084	MS 3084	HMV 84E
	420	540	304	70	90	Tr 420x5	M 6	9	4	80	**OH 3184 H**	HM 3184	MS 3184-80	HMV 84E
	420	540	352	70	90	Tr 420x5	M 6	9	4	96	**OH 3284 H**	HM 3184	MS 3184-80	HMV 84E
410	440	520	189	60	77	Tr 440x5	M 8	12	6,5	58	**OH 3988 H**	HM 3088	MS 3092-88	HMV 88E
	440	520	189	60	77	Tr 440x5	M 8	12	6,5	56	**OH 3988 HE**	HME 3088	MS 3092-88	HMV 88E
	440	520	228	60	77	Tr 440x5	M 8	12	6,5	65	**OH 3088 H**	HM 3088	MS 3092-88	HMV 88E
	440	520	228	60	77	Tr 440x5	M 8	12	6,5	63	**OH 3088 HE**	HME 3088	MS 3092-88	HMV 88E
	440	560	307	70	90	Tr 440x5	M 8	12	6,5	95	**OH 3188 H**	HM 3188	MS 3192-88	HMV 88E
	440	560	307	70	90	Tr 440x5	M 8	12	6,5	91	**OH 3188 HE**	HME 3188	MS 3192-88	HMV 88E
	440	560	361	70	90	Tr 440x5	M 8	12	6,5	117	**OH 3288 H**	HM 3188	MS 3192-88	HMV 88E
430	460	540	189	60	77	Tr 460x5	M 8	12	6,5	60	**OH 3992 H**	HM 3092	MS 3092-88	HMV 92E
	460	540	234	60	77	Tr 460x5	M 8	12	6,5	71	**OH 3092 H**	HM 3092	MS 3092-88	HMV 92E
	460	580	326	75	95	Tr 460x5	M 8	12	6,5	119	**OH 3192 H**	HM 3192	MS 3192-88	HMV 92E
	460	580	382	75	95	Tr 460x5	M 8	12	6,5	134	**OH 3292 H**	HM 3192	MS 3192-88	HMV 92E
450	480	560	200	60	77	Tr 480x5	M 8	12	6,5	66	**OH 3996 H**	HM 3096	MS 30/500-96	HMV 96E
	480	560	200	60	77	Tr 480x5	M 8	12	6,5	64	**OH 3996 HE**	HME 3096	MS 30/500-96	HMV 96E
	480	560	237	60	77	Tr 480x5	M 8	12	6,5	75	**OH 3096 H**	HM 3096	MS 30/500-96	HMV 96E
	480	620	335	75	95	Tr 480x5	M 8	12	6,5	135	**OH 3196 H**	HM 3196	MS 3196	HMV 96E
	480	620	335	75	95	Tr 480x5	M 8	12	6,5	128	**OH 3196 HE**	HME 3196	MS 3196	HMV 96E
	480	620	397	75	95	Tr 480x5	M 8	12	6,5	153	**OH 3296 H**	HM 3196	MS 3196	HMV 96E
470	500	580	208	68	85	Tr 500x5	M 8	12	6,5	74,5	**OH 39/500 H**	HM 30/500	MS 30/500-96	HMV 100E
	500	580	208	68	85	Tr 500x5	M 8	12	6,5	72,5	**OH 39/500 HE**	HME 30/500	MS 30/500-96	HMV 100E
	500	580	247	68	85	Tr 500x5	M 8	12	6,5	82	**OH 30/500 H**	HM 30/500	MS 30/500-96	HMV 100E
	500	630	356	80	100	Tr 500x5	M 8	12	6,5	145	**OH 31/500 H**	HM 31/500	MS 31/500	HMV 100E
	500	630	428	80	100	Tr 500x5	M 8	12	6	170	**OH 32/500 H**	HM 31/500	MS 31/500	HMV 100E
500	530	630	216	68	90	Tr 530x6	M 8	12	6	88	**OH 39/530 H**	HM 30/530	MS 30/600-530	HMV 106E
	530	630	216	68	90	Tr 530x6	M 8	12	6	82,5	**OH 39/530 HE**	HME 30/530	MS 30/600-530	HMV 106E
	530	630	265	68	90	Tr 530x6	M 8	12	6	105	**OH 30/530 H**	HM 30/530	MS 30/600-530	HMV 106E
	530	670	364	80	105	Tr 530x6	M 8	12	6	161	**OH 31/530 H**	HM 31/530	MS 31/530	HMV 106E
	530	670	447	80	105	Tr 530x6	M 8	12	6	192	**OH 32/530 H**	HM 31/530	MS 31/530	HMV 106E

For oil injection variants not listed, contact SKF.

16.1 Adapter sleeves for metric shafts

d_1 **530 – 1 000** mm

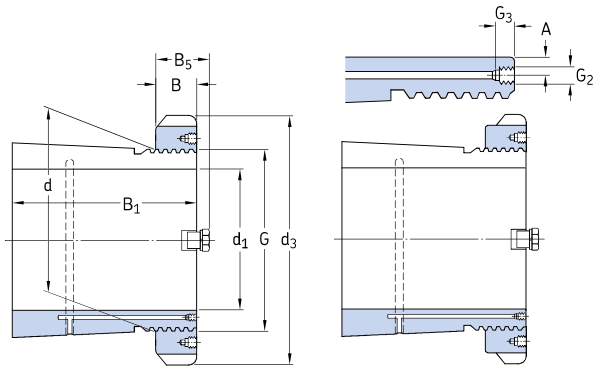

OH .. H OH .. HE

Principal dimensions										Mass	Designations			
d_1	d	d_3	B_1	B	B_5	G	G_2	G_3	A		Adapter sleeve with nut and locking device	Appertaining lock nut	locking device	Appro-priate hydraulic nut
mm							mm/in.			kg	–			
530	560	650	227	75	97	Tr 560x6	M 8	12	6	95	**OH 39/560 H**	HM 30/560	MS 30/560	HMV 112E
	560	650	227	75	97	Tr 560x6	M 8	12	6	91,5	**OH 39/560 HE**	HME 30/560	MS 30/560	HMV 112E
	560	650	282	75	97	Tr 560x6	M 8	12	6	112	**OH 30/560 H**	HM 30/560	MS 30/560	HMV 112E
	560	710	377	85	110	Tr 560x6	M 8	12	6	185	**OH 31/560 H**	HM 31/560	MS 31/600-560	HMV 112E
	560	710	377	85	110	Tr 560x6	M 8	12	6	179	**OH 31/560 HE**	HME 31/560	MS 31/600-560	HMV 112E
	560	710	462	85	110	Tr 560x6	M 8	12	6	219	**OH 32/560 H**	HM 31/560	MS 31/600-560	HMV 112E
560	600	700	239	75	97	Tr 600x6	G 1/8	13	8	127	**OH 39/600 H**	HM 30/600	MS 30/600-530	HMV 120E
	600	700	239	75	97	Tr 600x6	G 1/8	13	8	122	**OH 39/600 HE**	HME 30/600	MS 30/600-530	HMV 120E
	600	700	289	75	97	Tr 600x6	G 1/8	13	8	147	**OH 30/600 H**	HM 30/600	MS 30/600-530	HMV 120E
	600	750	399	85	110	Tr 600x6	G 1/8	13	8	234	**OH 31/600 H**	HM 31/600	MS 31/600-560	HMV 120E
	600	750	399	85	110	Tr 600x6	G 1/8	13	8	228	**OH 31/600 HE**	HME 31/600	MS 31/600-560	HMV 120E
	600	750	487	85	110	Tr 600x6	G 1/8	13	8	278	**OH 32/600 H**	HM 31/600	MS 31/600-560	HMV 120E
600	630	730	254	75	97	Tr 630x6	M 8	12	6	124	**OH 39/630 H**	HM 30/630	MS 30/630	HMV 126E
	630	730	254	75	97	Tr 630x6	M 8	12	6	119	**OH 39/630 HE**	HME 30/630	MS 30/630	HMV 126E
	630	730	301	75	97	Tr 630x6	M 8	12	6	138	**OH 30/630 H**	HM 30/630	MS 30/630	HMV 126E
	630	800	424	95	120	Tr 630x6	M 8	12	6	254	**OH 31/630 H**	HM 31/630	MS 31/630	HMV 126E
	630	800	424	95	120	Tr 630x6	M 8	12	6	244	**OH 31/630 HE**	HME 31/630	MS 31/630	HMV 126E
630	670	780	264	80	102	Tr 670x6	G 1/8	13	8	162	**OH 39/670 H**	HM 30/670	MS 30/670	HMV 134E
	670	780	324	80	102	Tr 670x6	G 1/8	13	8	190	**OH 30/670 H**	HM 30/670	MS 30/670	HMV 134E
	670	850	456	106	131	Tr 670x6	G 1/8	13	8	340	**OH 31/670 H**	HM 31/670	MS 31/670	HMV 134E
	670	850	456	106	131	Tr 670x6	G 1/8	13	8	329	**OH 31/670 HE**	HME 31/670	MS 31/670	HMV 134E
	670	850	558	106	131	Tr 670x6	G 1/8	13	8	401	**OH 32/670 H**	HM 31/670	MS 31/670	HMV 134E
670	710	830	286	90	112	Tr 710x7	G 1/8	13	8	183	**OH 39/710 H**	HM 30/710	MS 30/710	HMV 142E
	710	830	286	90	112	Tr 710x7	G 1/8	13	8	173	**OH 39/710 HE**	HME 30/710	MS 30/710	HMV 142E
	710	830	342	90	112	Tr 710x7	G 1/8	13	8	228	**OH 30/710 H**	HM 30/710	MS 30/710	HMV 142E
	710	830	342	90	112	Tr 710x7	G 1/8	13	8	183	**OH 30/710 HE**	HME 30/710	MS 30/710	HMV 142E
	710	900	467	106	135	Tr 710x7	G 1/8	13	8	392	**OH 31/710 H**	HM 31/710	MS 31/710	HMV 142E
	710	900	467	106	135	Tr 710x7	G 1/8	13	8	379	**OH 31/710 HE**	HME 31/710	MS 31/710	HMV 142E
	710	900	572	106	135	Tr 710x7	G 1/8	13	8	459	**OH 32/710 H**	HM 31/710	MS 31/710	HMV 142E

For oil injection variants not listed, contact SKF.

Principal dimensions										Mass	Designations			
											Adapter sleeve with nut and locking device	Appertaining lock nut	locking device	Appro-priate hydraulic nut
d_1	d	d_3	B_1	B	B_5	G	G_2	G_3	A					
mm							in.			kg	–			
710	750	870	291	90	112	Tr 750x7	G 1/8	13	8	211	**OH 39/750 H**	HM 30/750	MS 30/800-750	HMV 150E
	750	870	291	90	112	Tr 750x7	G 1/8	13	8	203	**OH 39/750 HE**	HME 30/750	MS 30/800-750	HMV 150E
	750	870	356	90	112	Tr 750x7	G 1/8	13	8	246	**OH 30/750 H**	HM 30/750	MS 30/800-750	HMV 150E
	750	870	356	90	112	Tr 750x7	G 1/8	13	8	238	**OH 30/750 HE**	HME 30/750	MS 30/800-750	HMV 150E
	750	950	493	112	141	Tr 750x7	G 1/8	13	8	451	**OH 31/750 H**	HM 31/750	MS 31/800-750	HMV 150E
	750	950	493	112	141	Tr 750x7	G 1/8	13	8	438	**OH 31/750 HE**	HME 31/750	MS 31/800-750	HMV 150E
	750	950	603	112	141	Tr 750x7	G 1/8	13	8	526	**OH 32/750 H**	HM 31/750	MS 31/800-750	HMV 150E
750	800	920	303	90	112	Tr 800x7	G 1/8	13	10	259	**OH 39/800 H**	HM 30/800	MS 30/800-750	HMV 160E
	800	920	303	90	112	Tr 800x7	G 1/8	13	10	250	**OH 39/800 HE**	HME 30/800	MS 30/800-750	HMV 160E
	800	920	366	90	112	Tr 800x7	G 1/8	13	10	302	**OH 30/800 H**	HM 30/800	MS 30/800-750	HMV 160E
	800	920	366	90	112	Tr 800x7	G 1/8	13	10	293	**OH 30/800 HE**	HME 30/800	MS 30/800-750	HMV 160E
	800	1 000	505	112	141	Tr 800x7	G 1/8	13	10	535	**OH 31/800 H**	HM 31/800	MS 31/800-750	HMV 160E
	800	1 000	505	112	141	Tr 800x7	G 1/8	13	10	520	**OH 31/800 HE**	HME 31/800	MS 31/800-750	HMV 160E
800	850	980	308	90	115	Tr 850x7	G 1/8	13	10	288	**OH 39/850 H**	HM 30/850	MS 30/900-850	HMV 170E
	850	980	308	90	115	Tr 850x7	G 1/8	13	10	277	**OH 39/850 HE**	HME 30/850	MS 30/900-850	HMV 170E
	850	980	380	90	115	Tr 850x7	G 1/8	13	10	341	**OH 30/850 H**	HM 30/850	MS 30/900-850	HMV 170E
	850	980	380	90	115	Tr 850x7	G 1/8	13	10	330	**OH 30/850 HE**	HME 30/850	MS 30/900-850	HMV 170E
	850	1 060	536	118	147	Tr 850x7	G 1/8	13	10	616	**OH 31/850 H**	HM 31/850	MS 31/850	HMV 170E
	850	1 060	536	118	147	Tr 850x7	G 1/8	13	10	594	**OH 31/850 HE**	HME 31/850	MS 31/850	HMV 170E
850	900	1 030	326	100	125	Tr 900x7	G 1/8	13	10	330	**OH 39/900 H**	HM 30/900	MS 30/900-850	HMV 180E
	900	1 030	326	100	125	Tr 900x7	G 1/8	13	10	316	**OH 39/900 HE**	HME 30/900	MS 30/900-850	HMV 180E
	900	1 030	400	100	125	Tr 900x7	G 1/8	13	10	387	**OH 30/900 H**	HM 30/900	MS 30/900-850	HMV 180E
	900	1 030	400	100	125	Tr 900x7	G 1/8	13	10	373	**OH 30/900 HE**	HME 30/900	MS 30/900-850	HMV 180E
	900	1 120	557	125	154	Tr 900x7	G 1/8	13	10	677	**OH 31/900 H**	HM 31/900	MS 31/900	HMV 180E
900	950	1 080	344	100	125	Tr 950x8	G 1/8	13	10	363	**OH 39/950 H**	HM 30/950	MS 30/950	HMV 190E
	950	1 080	344	100	125	Tr 950x8	G 1/8	13	10	348	**OH 39/950 HE**	HME 30/950	MS 30/950	HMV 190E
	950	1 080	420	100	125	Tr 950x8	G 1/8	13	10	424	**OH 30/950 H**	HM 30/950	MS 30/950	HMV 190E
	950	1 080	420	100	125	Tr 950x8	G 1/8	13	10	409	**OH 30/950 HE**	HME 30/950	MS 30/950	HMV 190E
	950	1 170	583	125	154	Tr 950x8	G 1/8	13	10	738	**OH 31/950 H**	HM 31/950	MS 31/950	HMV 190E
950	1 000	1 140	358	100	125	Tr 1000x8	G 1/8	13	10	407	**OH 39/1000 H**	HM 30/1000	MS 30/1000	HMV 200E
	1 000	1 140	430	100	125	Tr 1000x8	G 1/8	13	10	470	**OH 30/1000 H**	HM 30/1000	MS 30/1000	HMV 200E
	1 000	1 140	430	100	125	Tr 1000x8	G 1/8	13	10	454	**OH 30/1000 HE**	HME 30/1000	MS 30/1000	HMV 200E
	1 000	1 240	609	125	154	Tr 1000x8	G 1/8	13	10	842	**OH 31/1000 H**	HM 31/1000	MS 31/1000	HMV 200E
	1 000	1 240	609	125	154	Tr 1000x8	G 1/8	13	10	811	**OH 31/1000 HE**	HME 31/1000	MS 31/1000	HMV 200E
1 000	1 060	1 200	372	100	125	Tr 1060x8	G 1/4	15	12	490	**OH 39/1060 H**	HM 30/1060	MS 30/1000	HMV 212E
	1 060	1 200	372	100	125	Tr 1060x8	G 1/4	15	12	473	**OH 39/1060 HE**	HME 30/1060	MS 30/1000	HMV 212E
	1 060	1 200	447	100	125	Tr 1060x8	G 1/4	15	12	571	**OH 30/1060 H**	HM 30/1060	MS 30/1000	HMV 212E
	1 060	1 300	622	125	154	Tr 1060x8	G 1/4	15	12	984	**OH 31/1060 H**	HM 31/1060	MS 31/1000	HMV 212E

For oil injection variants not listed and for bore diameter ≥ 1 060 mm, contact SKF.

16.2 Adapter sleeves for inch shafts

d_1 **3/4 – 3 3/16** in.
19,05 – 80,963 mm

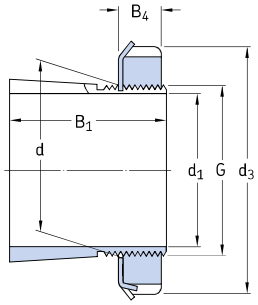

H, HA, HE, HE .. B

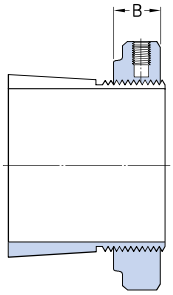

HA .. E, HE ..E, HA .. EL, HE .. EL, HE .. BE

Principal dimensions							Mass	Designations			
d_1	d	d_3	B_1	B	B_4	G		Adapter sleeve with nut and locking device	Appertaining lock nut	locking device	Appropriate hydraulic nut
in./*mm*	mm						kg	–			
3/4	25	38	26	7	8	M 25x1,5	0,07	**HE 205**	KM 5	MB 5	–
19,05	25	38	29	7	8	M 25x1,5	0,08	**HE 305**	KM 5	MB 5	–
	25	38	29	10,5	–	M 25x1,5	0,088	**HE 305 E**	KMFE 5	–	–
	25	38	35	7	8	M 25x1,5	0,09	**HE 2305**	KM 5	MB 5	–
15/16	30	45	27	7	8	M 30x1,5	0,1	**HA 206**	KM 6	MB 6	–
23,813	30	45	31	7	8	M 30x1,5	0,12	**HA 306**	KM 6	MB 6	–
	30	45	31	10,5	–	M 30x1,5	0,13	**HA 306 E**	KMFE 6	–	–
	30	45	38	7	8	M 30x1,5	0,13	**HA 2306**	KM 6	MB 6	–
1	30	45	27	7	8	M 30x1,5	0,08	**HE 206**	KM 6	MB 6	–
25,4	30	45	31	7	8	M 30x1,5	0,1	**HE 306**	KM 6	MB 6	–
	30	45	31	10,5	–	M 30x1,5	0,11	**HE 306 E**	KMFE 6	–	–
	30	45	38	7	8	M 30x1,5	0,11	**HE 2306**	KM 6	MB 6	–
1 3/16	35	52	29	8	9	M 35x1,5	0,12	**HA 207**	KM 7	MB 7	–
30,163	35	52	35	8	9	M 35x1,5	0,14	**HA 307**	KM 7	MB 7	–
	35	52	35	11,5	–	M 35x1,5	0,15	**HA 307 EL**	KMFE 7 L	–	–
	35	52	35	11,5	–	M 35x1,5	0,15	**HA 307 E**	KMFE 7	–	–
	35	52	43	8	9	M 35x1,5	0,16	**HA 2307**	KM 7	MB 7	–
1 1/4	40	58	31	9	10	M 40x1,5	0,19	**HE 208**	KM 8	MB 8	–
31,75	40	58	36	9	10	M 40x1,5	0,22	**HE 308**	KM 8	MB 8	–
	40	58	36	13	–	M 40x1,5	0,19	**HE 308 E**	KMFE 8	–	–
	40	58	46	9	10	M 40x1,5	0,28	**HE 2308**	KM 8	MB 8	–
	40	58	46	13	–	M 40x1,5	0,3	**HE 2308 E**	KMFE 8	–	–
1 7/16	45	65	33	10	11	M 45x1,5	0,26	**HA 209**	KM 9	MB 9	–
36,513	45	65	39	10	11	M 45x1,5	0,29	**HA 309**	KM 9	MB 9	–
	45	65	39	13	–	M 45x1,5	0,31	**HA 309 E**	KMFE 9	–	–
	45	65	50	10	11	M 45x1,5	0,35	**HA 2309**	KM 9	MB 9	–
1 1/2	45	65	33	10	11	M 45x1,5	0,2	**HE 209**	KM 9	MB 9	–
38,1	45	65	39	10	11	M 45x1,5	0,24	**HE 309**	KM 9	MB 9	–
	45	65	39	13	–	M 45x1,5	0,31	**HE 309 E**	KMFE 9	–	–
	45	65	50	10	11	M 45x1,5	0,31	**HE 2309**	KM 9	MB 9	–
1 11/16	50	70	35	11	12	M 50x1,5	0,28	**HA 210**	KM 10	MB 10	HMV 10E
42,863	50	70	42	11	12	M 50x1,5	0,32	**HA 310**	KM 10	MB 10	HMV 10E
	50	70	42	14	–	M 50x1,5	0,32	**HA 310 E**	KMFE 10	–	HMV 10E
	50	70	55	11	12	M 50x1,5	0,4	**HA 2310**	KM 10	MB 10	HMV 10E

Principal dimensions							Mass	Designations			
d_1	d	d_3	B_1	B	B_4	G		Adapter sleeve with nut and locking device	Appertaining lock nut	locking device	Appro-priate hydraulic nut
in./*mm*	mm						kg	–			
1 3/4	50	70	35	11	12	M 50x1,5	0,26	**HE 210**	KM 10	MB 10	HMV 10E
44,45	50	70	42	11	12	M 50x1,5	0,29	**HE 310**	KM 10	MB 10	HMV 10E
	50	70	42	14	–	M 50x1,5	0,29	**HE 310 E**	KMFE 10	–	HMV 10E
	50	70	55	11	12	M 50x1,5	0,36	**HE 2310**	KM 10	MB 10	HMV 10E
1 15/16	55	75	37	11	12,5	M 55x2	0,3	**HA 211**	KM 11	MB 11	HMV 11E
49,213	55	75	45	11	12,5	M 55x2	0,34	**HA 311**	KM 11	MB 11	HMV 11E
	55	75	45	14	–	M 55x2	0,35	**HA 311 E**	KMFE 11	–	HMV 11E
	55	75	59	11	12,5	M 55x2	0,42	**HA 2311**	KM 11	MB 11	HMV 11E
2	55	75	37	11	12,5	W 55x1/19	0,26	**HE 211 B**	HM 11	MB 11	–
50,8	55	75	45	11	12,5	W 55x1/19	0,29	**HE 311 B**	HM 11	MB 11	–
	55	75	45	14	–	W 55x1/19	0,29	**HE 311 BE**	KMFE 11 B	–	–
	55	75	59	11	12,5	W 55x1/19	0,36	**HE 2311 B**	HM 11	MB 11	–
2 3/16	65	85	40	12	13,5	M 65x2	0,49	**HA 213**	KM 13	MB 13	HMV 13E
55,563	65	85	50	12	13,5	M 65x2	0,58	**HA 313**	KM 13	MB 13	HMV 13E
	65	85	50	15	–	M 65x2	0,59	**HA 313 E**	KMFE 13	–	HMV 13E
	65	85	65	12	13,5	M 65x2	0,75	**HA 2313**	KM 13	MB 13	HMV 13E
	65	85	65	15	–	M 65x2	0,76	**HA 2313 E**	KMFE 13	–	HMV 13E
2 1/4	65	85	40	12	13,5	M 65x2	0,44	**HE 213**	KM 13	MB 13	HMV 13E
57,15	65	85	50	12	13,5	M 65x2	0,52	**HE 313**	KM 13	MB 13	HMV 13E
	65	85	50	15	–	M 65x2	0,53	**HE 313 E**	KMFE 13	–	HMV 13E
	65	85	65	12	13,5	M 65x2	0,65	**HE 2313**	KM 13	MB 13	HMV 13E
	65	85	65	15	–	M 65x2	0,66	**HE 2313 E**	KMFE 13	–	HMV 13E
2 7/16	75	98	43	13	15	M 75x2	0,75	**HA 215**	KM 15	MB 15	HMV 15E
61,913	75	98	55	13	15	M 75x2	0,91	**HA 315**	KM 15	MB 15	HMV 15E
	75	98	55	16	–	M 75x2	0,93	**HA 315 E**	KMFE 15	–	HMV 15E
	75	98	73	13	15	M 75x2	1,15	**HA 2315**	KM 15	MB 15	HMV 15E
2 1/2	75	98	43	13	15	M 75x2	0,7	**HE 215**	KM 15	MB 15	HMV 15E
63,5	75	98	55	13	15	M 75x2	0,85	**HE 315**	KM 15	MB 15	HMV 15E
	75	98	55	16	–	M 75x2	0,87	**HE 315 E**	KMFE 15	–	HMV 15E
	75	98	73	13	15	M 75x2	1,1	**HE 2315**	KM 15	MB 15	HMV 15E
2 11/16	80	105	46	15	17	M 80x2	0,87	**HA 216**	KM 16	MB 16	HMV 16E
68,263	80	105	59	15	17	M 80x2	1,05	**HA 316**	KM 16	MB 16	HMV 16E
	80	105	59	18	–	M 80x2	1,05	**HA 316 E**	KMFE 16	–	HMV 16E
	80	105	78	15	17	M 80x2	1,3	**HA 2316**	KM 16	MB 16	HMV 16E
2 3/4	80	105	46	15	17	M 80x2	0,81	**HE 216**	KM 16	MB 16	HMV 16E
69,85	80	105	59	15	17	M 80x2	0,97	**HE 316**	KM 16	MB 16	HMV 16E
	80	105	59	18	–	M 80x2	0,98	**HE 316 E**	KMFE 16	–	HMV 16E
	80	105	78	15	17	M 80x2	1,2	**HE 2316**	KM 16	MB 16	HMV 16E
2 15/16	85	110	50	16	18	M 85x2	0,94	**HA 217**	KM 17	MB 17	HMV 17E
74,613	85	110	63	16	18	M 85x2	1,1	**HA 317**	KM 17	MB 17	HMV 17E
	85	110	63	19	–	M 85x2	1,2	**HA 317 E**	KMFE 17	–	HMV 17E
	85	110	82	16	18	M 85x2	1,4	**HA 2317**	KM 17	MB 17	HMV 17E
3	85	110	50	16	18	M 85x2	0,87	**HE 217**	KM 17	MB 17	HMV 17E
76,2	85	110	63	16	18	M 85x2	1	**HE 317**	KM 17	MB 17	HMV 17E
	85	110	63	19	–	M 85x2	0,99	**HE 317 E**	KMFE 17	–	HMV 17E
	85	110	82	16	18	M 85x2	1,3	**HE 2317**	KM 17	MB 17	HMV 17E
3 3/16	90	120	52	16	18	M 90x2	1,05	**HA 218**	KM 18	MB 18	HMV 18E
80,963	90	120	65	16	18	M 90x2	1,25	**HA 318**	KM 18	MB 18	HMV 18E
	90	120	65	19	–	M 90x2	1,25	**HA 318 E**	KMFE 18	–	HMV 18E
	90	120	73	19	–	M 90x2	1,4	**HA 2318 E/L73**[1]	KMFE 18	–	HMV 18E
	90	120	86	16	18	M 90x2	1,5	**HA 2318**	KM 18	MB 18	HMV 18E

[1] Width reduced to 73 mm

16.2 Adapter sleeves for inch shafts

d_1 **3 1/4 – 5 1/4** in.
82,55 – 133,35 mm

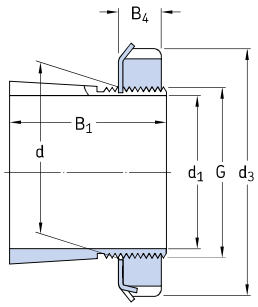

HE, HA, HA .. L

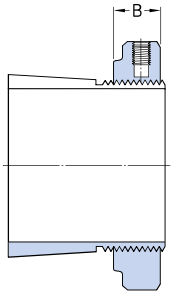

HA .. E, HE .. E, HA .. EH, HE .. EH, HE .. EL

Principal dimensions							Mass	Designations			
d_1	d	d_3	B_1	B	B_4	G		Adapter sleeve with nut and locking device	Appertaining lock nut	locking device	Appropriate hydraulic nut
in./*mm*	mm						kg	–			
3 1/4	90	120	52	16	18	M 90x2	0,97	**HE 218**	KM 18	MB 18	HMV 18E
82,55	90	120	65	16	18	M 90x2	1,1	**HE 318**	KM 18	MB 18	HMV 18E
	90	120	65	19	–	M 90x2	1,1	**HE 318 E**	KMFE 18	–	HMV 18E
	90	120	73	19	–	M 90x2	1,3	**HE 2318 E/L73**[1]	KMFE 18	–	HMV 18E
	90	120	86	16	18	M 90x2	1,4	**HE 2318**	KM 18	MB 18	HMV 18E
	95	125	55	17	19	M 95x2	1,35	**HE 219**	KM 19	MB 19	HMV 19E
	95	125	68	17	19	M 95x2	1,6	**HE 319**	KM 19	MB 19	HMV 19E
	95	125	68	20	–	M 95x2	1,6	**HE 319 E**	KMFE 19	–	HMV 19E
	95	125	90	17	19	M 95x2	2	**HE 2319**	KM 19	MB 19	HMV 19E
	95	125	90	20	–	M 95x2	2,05	**HE 2319 EL**	KMFE 19 L	–	HMV 20E
3 7/16	100	130	58	18	20	M 100x2	1,55	**HA 220**	KM 20	MB 20	HMV 20E
87,313	100	130	71	18	20	M 100x2	1,8	**HA 320**	KM 20	MB 20	HMV 20E
	100	130	71	21	–	M 100x2	1,75	**HA 320 E**	KMFE 20	–	HMV 20E
	100	130	97	18	20	M 100x2	2,35	**HA 2320**	KM 20	MB 20	HMV 20E
	100	130	97	21	–	M 100x2	2,35	**HA 2320 E**	KMFE 20	–	HMV 20E
3 1/2	100	130	58	18	20	M 100x2	1,45	**HE 220**	KM 20	MB 20	HMV 20E
88,9	100	130	71	18	20	M 100x2	1,75	**HE 320**	KM 20	MB 20	HMV 20E
	100	130	71	21	–	M 100x2	1,7	**HE 320 E**	KMFE 20	–	HMV 20E
	100	130	76	18	20	M 100x2	1,8	**HE 3120**	KM 20	MB 20	HMV 20E
	100	130	76	21	–	M 100x2	1,8	**HE 3120 E**	KMFE 20	–	HMV 20E
	100	130	97	18	20	M 100x2	2,2	**HE 2320**	KM 20	MB 20	HMV 20E
	100	130	97	21	–	M 100x2	2,2	**HE 2320 E**	KMFE 20	–	HMV 20E
4	110	145	63	19	21	M 110x2	1,65	**HE 222**	KM 22	MB 22	HMV 22E
101,6	110	145	77	19	21	M 110x2	1,9	**HE 322**	KM 22	MB 22	HMV 22E
	110	145	77	21,5	–	M 110x2	1,85	**HE 322 E**	KMFE 22	–	HMV 22E
	110	145	81	19	21	M 110x2	2,25	**HE 3122**	KM 22	MB 22	HMV 22E
	110	145	81	21,5	–	M 110x2	2,3	**HE 3122 E**	KMFE 22	–	HMV 22E
	110	145	105	19	21	M 110x2	2,4	**HE 2322**	KM 22	MB 22	HMV 22E
	110	145	105	21,5	–	M 110x2	2,4	**HE 2322 E**	KMFE 22	–	HMV 22E

[1] Width reduced to 73 mm

Principal dimensions							Mass	Designations			
								Adapter sleeve with nut and locking device	Appertaining lock nut	locking device	Appro-priate hydraulic nut
d_1	d	d_3	B_1	B	B_4	G					
in./*mm*	mm						kg	–			
4 3/16	120	145	72	20	22	M 120x2	2,25	**HA 3024**	KML 24	MBL 24	HMV 24E
106,363	120	145	88	20	22	M 120x2	2,6	**HA 3124 L**	KML 24	MBL 24	HMV 24E
	120	145	112	20	22	M 120x2	3,3	**HA 2324 L**	KML 24	MBL 24	HMV 24E
	120	155	72	26	–	M 120x2	2,3	**HA 3024 E**	KMFE 24	–	HMV 24E
	120	155	88	20	22	M 120x2	2,9	**HA 3124**	KM 24	MB 24	HMV 24E
	120	155	112	20	22	M 120x2	3,6	**HA 2324**	KM 24	MB 24	HMV 24E
	120	155	112	26	–	M 120x2	3,7	**HA 2324 E**	KMFE 24	–	HMV 24E
	120	155	112	26	–	M 120x2	3,65	**HA 2324 EH**	KMFE 24 H	–	HMV 24E
4 1/4	120	145	72	20	22	M 120x2	2	**HE 3024**	KML 24	MBL 24	HMV 24E
107,95	120	145	112	20	22	M 120x2	3,05	**HE 2324 L**	KML 24	MBL 24	HMV 24E
	120	155	72	26	–	M 120x2	2,7	**HE 3024 E**	KMFE 24	–	HMV 24E
	120	155	88	20	22	M 120x2	2,8	**HE 3124**	KM 24	MB 24	HMV 24E
	120	155	112	20	22	M 120x2	3,35	**HE 2324**	KM 24	MB 24	HMV 24E
	120	155	112	26	–	M 120x2	3,45	**HE 2324 E**	KMFE 24	–	HMV 24E
	120	155	112	26	–	M 120x2	3,4	**HE 2324 EH**	KMFE 24 H	–	HMV 24E
4 7/16	130	155	80	21	23	M 130x2	3,05	**HA 3026**	KML 26	MBL 26	HMV 26E
112,713	130	155	92	21	23	M 130x2	3,55	**HA 3126 L**	KML 26	MBL 26	HMV 26E
	130	155	121	21	23	M 130x2	4,45	**HA 2326 L**	KML 26	MBL 26	HMV 26E
	130	165	80	28	–	M 130x2	3,15	**HA 3026 E**	KMFE 26	–	HMV 26E
	130	165	92	21	23	M 130x2	3,75	**HA 3126**	KM 26	MB 26	HMV 26E
	130	165	92	28	–	M 130x2	3,75	**HA 3126 E**	KMFE 26	–	HMV 26E
	130	165	121	21	23	M 130x2	4,75	**HA 2326**	KM 26	MB 26	HMV 26E
4 1/2	130	155	80	21	23	M 130x2	2,9	**HE 3026**	KML 26	MBL 26	HMV 26E
114,3	130	155	92	21	23	M 130x2	3,4	**HE 3126 L**	KML 26	MBL 26	HMV 26E
	130	155	121	21	23	M 130x2	4,25	**HE 2326 L**	KML 26	MBL 26	HMV 26E
	130	165	80	28	–	M 130x2	3	**HE 3026 E**	KMFE 26	–	HMV 26E
	130	165	92	21	23	M 130x2	3,6	**HE 3126**	KM 26	MB 26	HMV 26E
	130	165	121	21	23	M 130x2	4,55	**HE 2326**	KM 26	MB 26	HMV 26E
4 15/16	140	165	82	22	24	M 140x2	3	**HA 3028**	KML 28	MBL 28	HMV 28E
125,413	140	165	97	22	24	M 140x2	4,6	**HA 3128 L**	KML 28	MBL 28	HMV 28E
	140	180	82	28	–	M 140x2	3	**HA 3028 E**	KMFE 28	–	HMV 28E
	140	180	97	22	24	M 140x2	4,1	**HA 3128**	KM 28	MB 28	HMV 28E
	140	180	131	22	24	M 140x2	5,3	**HA 2328**	KM 28	MB 28	HMV 28E
5	140	165	82	22	24	M 140x2	2,8	**HE 3028**	KML 28	MBL 28	HMV 28E
127	140	165	97	22	24	M 140x2	3,3	**HE 3128 L**	KML 28	MBL 28	HMV 28E
	140	180	82	28	–	M 140x2	2,8	**HE 3028 E**	KMFE 28	–	HMV 28E
	140	180	97	22	24	M 140x2	3,8	**HE 3128**	KM 28	MB 28	HMV 28E
	140	180	131	22	24	M 140x2	5	**HE 2328**	KM 28	MB 28	HMV 28E
5 3/16	150	180	87	24	26	M 150x2	4,2	**HA 3030**	KML 30	MBL 30	HMV 30E
131,763	150	180	111	24	26	M 150x2	5,3	**HA 3130 L**	KML 30	MBL 30	HMV 30E
	150	180	139	24	26	M 150x2	6,45	**HA 2330 L**	KML 30	MBL 30	HMV 30E
	150	195	87	30	–	M 150x2	4,2	**HA 3030 E**	KMFE 30	–	HMV 30E
	150	195	111	24	26	M 150x2	5,8	**HA 3130**	KM 30	MB 30	HMV 30E
	150	195	111	30	–	M 150x2	5,8	**HA 3130 E**	KMFE 30	–	HMV 30E
	150	195	139	24	26	M 150x2	7,1	**HA 2330**	KM 30	MB 30	HMV 30E
5 1/4	150	180	87	24	26	M 150x2	4	**HE 3030**	KML 30	MBL 30	HMV 30E
133,35	150	180	111	24	26	M 150x2	5	**HE 3130 L**	KML 30	MBL 30	HMV 30E
	150	180	139	24	26	M 150x2	6,15	**HE 2330 L**	KML 30	MBL 30	HMV 30E
	150	195	111	24	26	M 150x2	5,5	**HE 3130**	KM 30	MB 30	HMV 30E
	150	195	111	30	–	M 150x2	4	**HE 3030 E**	KMFE 30	–	HMV 30E
	150	195	111	30	–	M 150x2	5,5	**HE 3130 E**	KMFE 30	–	HMV 30E
	150	195	139	24	26	M 150x2	6,8	**HE 2330**	KM 30	MB 30	HMV 30E

16.2 Adapter sleeves for inch shafts

d_1 **5 7/16 – 7 3/16** in.
139,113 – 182,563 mm

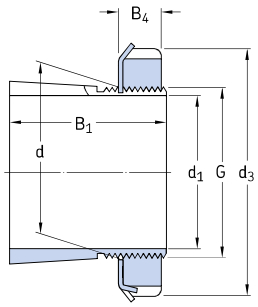

HA, HE, HA .. L, HE .. L

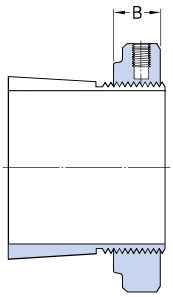

HA .. E, HE .. E

Principal dimensions							Mass	Designations			
								Adapter sleeve with nut and locking device	Appertaining lock nut	locking device	Appropriate hydraulic nut
d_1	d	d_3	B_1	B	B_4	G					
in./*mm*	mm						kg	–			
5 7/16	160	190	93	25	27,5	M 160x3	5,2	**HA 3032**	KML 32	MBL 32	HMV 32E
138,113	160	190	147	25	27,5	M 160x3	9,4	**HA 2332 L**	KML 32	MBL 32	HMV 32E
	160	210	93	32	–	M 160x3	5,2	**HA 3032 E**	KMFE 32	–	HMV 32E
	160	210	119	25	27,5	M 160x3	7,55	**HA 3132**	KM 32	MB 32	HMV 32E
	160	210	119	32	–	M 160x3	7,55	**HA 3132 E**	KMFE 32	–	HMV 32E
	160	210	147	25	27,5	M 160x3	9,4	**HA 2332**	KM 32	MB 32	HMV 32E
5 1/2	160	190	93	25	27,5	M 160x3	5,1	**HE 3032**	KML 32	MBL 32	HMV 32E
139,7	160	190	119	25	27,5	M 160x3	7,55	**HA 3132 L**	KML 32	MBL 32	HMV 32E
	160	190	119	25	27,5	M 160x3	7,3	**HE 3132 L**	KML 32	MBL 32	HMV 32E
	160	190	147	25	27,5	M 160x3	8,8	**HE 2332 L**	KML 32	MBL 32	HMV 32E
	160	210	93	32	–	M 160x3	5,1	**HE 3032 E**	KMFE 32	–	HMV 32E
	160	210	119	25	27,5	M 160x3	7,3	**HE 3132**	KM 32	MB 32	HMV 32E
	160	210	119	32	–	M 160x3	7,3	**HE 3132 E**	KMFE 32	–	HMV 32E
	160	210	147	25	27,5	M 160x3	8,8	**HE 2332**	KM 32	MB 32	HMV 32E
5 15/16	170	200	101	26	28,5	M 170x3	5,7	**HA 3034**	KML 34	MBL 34	HMV 34E
150,813	170	200	122	26	28,5	M 170x3	6,8	**HA 3134 L**	KML 34	MBL 34	HMV 34E
	170	220	122	26	28,5	M 170x3	7,8	**HA 3134**	KM 34	MB 34	HMV 34E
	170	220	122	33	–	M 170x3	7,9	**HA 3134 E**	KMFE 34	–	HMV 34E
	170	220	154	26	28,5	M 170x3	9,6	**HA 2334**	KM 34	MB 34	HMV 34E
6	170	200	101	26	28,5	M 170x3	5,4	**HE 3034**	KML 34	MBL 34	HMV 34E
152,4	170	200	122	26	28,5	M 170x3	7,55	**HE 3134 L**	KML 34	MBL 34	HMV 34E
	170	220	101	33	–	M 170x3	5,75	**HA 3034 E**	KMFE 34	–	HMV 34E
	170	220	101	33	–	M 170x3	5,5	**HE 3034 E**	KMFE 34	–	HMV 34E
	170	220	122	26	28,5	M 170x3	7,55	**HE 3134**	KM 34	MB 34	HMV 34E
	170	220	122	33	–	M 170x3	7,65	**HE 3134 E**	KMFE 34	–	HMV 34E
	170	220	154	26	28,5	M 170x3	9,2	**HE 2334**	KM 34	MB 34	HMV 34E
6 7/16	180	210	109	27	29,5	M 180x3	6	**HA 3036**	KML 36	MBL 36	HMV 36E
163,513	180	230	122	34	–	M 180x3	7,2	**HA 3036 E**	KMFE 36	–	HMV 36E
	180	230	131	27	29,5	M 180x3	8,15	**HA 3136**	KM 36	MB 36	HMV 36E
	180	230	161	27	29,5	M 180x3	9,9	**HA 2336**	KM 36	MB 36	HMV 36E

Principal dimensions							Mass	Designations			
								Adapter sleeve with nut and locking device	Appertaining lock nut	locking device	Appro-priate hydraulic nut
d_1	d	d_3	B_1	B	B_4	G					
in./*mm*	mm						kg	–			
6 1/2	180	210	109	27	29,5	M 180x3	5,55	**HE 3036**	KML 36	MBL 36	HMV 36E
165,1	180	210	131	27	29,5	M 180x3	6,85	**HA 3136 L**	KML 36	MBL 36	HMV 36E
	180	230	122	34	–	M 180x3	6,75	**HE 3036 E**	KMFE 36	–	HMV 36E
	180	230	131	27	29,5	M 180x3	7,8	**HE 3136**	KM 36	MB 36	HMV 36E
	180	230	161	27	29,5	M 180x3	9,35	**HE 2336**	KM 36	MB 36	HMV 36E
6 3/4	190	220	112	28	30,5	M 190x3	7,2	**HE 3038**	KML 38	MBL 38	HMV 38E
171,45	190	240	141	28	30,5	M 190x3	10	**HE 3138**	KM 38	MB 38	HMV 38E
	190	240	169	28	30,5	M 190x3	11,5	**HE 2338**	KM 38	MB 38	HMV 38E
6 15/16	190	220	112	28	30,5	M 190x3	5,8	**HA 3038**	KML 38	MBL 38	HMV 38E
176,213	190	240	141	28	30,5	M 190x3	8,5	**HA 3138**	KM 38	MB 38	HMV 38E
	190	240	169	28	30,5	M 190x3	10	**HA 2338**	KM 38	MB 38	HMV 38E
7	200	240	120	29	31,5	M 200x3	9,35	**HE 3040**	KML 40	MBL 40	HMV 40E
177,8	200	240	176	29	31,5	M 200x3	13,5	**HE 2340 L**	KML 40	MBL 40	HMV 40E
	200	250	150	29	31,5	M 200x3	12,5	**HE 3140**	KM 40	MB 40	HMV 40E
	200	250	176	29	31,5	M 200x3	14	**HE 2340**	KM 40	MB 40	HMV 40E
7 3/16	200	240	120	29	31,5	M 200x3	8,25	**HA 3040**	KML 40	MBL 40	HMV 40E
182,563	200	240	176	29	31,5	M 200x3	12	**HA 2340 L**	KML 40	MBL 40	HMV 40E
	200	250	150	29	31,5	M 200x3	11	**HA 3140**	KM 40	MB 40	HMV 40E
	200	250	176	29	31,5	M 200x3	12,5	**HA 2340**	KM 40	MB 40	HMV 40E

16.3 Adapter sleeves with inch dimensions

d_1 **3/4 – 4 3/16** in.
19,05 – 106,363 mm

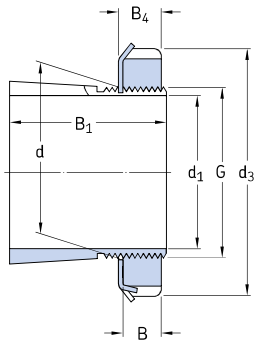

Principal dimensions						Thread		Mass	Designations			
							Threads per inch		Adapter sleeve with nut and locking device	Appertaining lock nut	locking device	Appropriate hydraulic nut
d_1	d	d_3	B_1	B	B_4	G						
in./*mm*	mm	in.				in.	–	kg	–			
3/4 *19,05*	25	1 9/16	1,269	0,416	0,456	0,969	32	0,1	**SNW 5 x 3/4**	N 05	W 05	–
15/16 *23,813*	30	1 3/4	1,353	0,416	0,456	1,173	18	0,1	**SNW 6 x 15/16**	N 06	W 06	–
1 *25,4*	30	1 3/4	1,353	0,416	0,456	1,173	18	0,1	**SNW 6 x 1**	N 06	W 06	–
1 1/8 *28,575*	35	2 1/16	1,459	0,448	0,488	1,376	18	0,16	**SNW 7 x 1 1/8**	N 07	W 07	–
1 3/16 *30,163*	35	2 1/16	1,459	0,448	0,488	1,376	18	0,16	**SNW 7 x 1 3/16**	N 07	W 07	–
1 1/4	35	2 1/16	1,459	0,448	0,488	1,376	18	0,16	**SNW 7 x 1 1/4**	N 07	W 07	–
31,75	40	2 1/4	1,504	0,448	0,496	1,563	18	0,19	**SNW 8 x 1 1/4**	N 08	W 08	–
1 3/8	40	2 1/4	1,504	0,448	0,496	1,563	18	0,19	**SNW 8 x 1 3/8**	N 08	W 08	–
34,925	45	2 17/32	1,584	0,448	0,496	1,767	18	0,28	**SNW 9 x 1 3/8**	N 09	W 09	–
1 5/16	40	2 1/4	1,504	0,448	0,496	1,563	18	0,19	**SNW 8 x 1 5/16**	N 08	W 08	–
33,338	45	2 17/32	1,584	0,448	0,496	1,767	18	0,28	**SNW 9 x 1 5/16**	N 09	W 09	–
1 7/16	45	2 17/32	1,584	0,448	0,496	1,767	18	0,28	**SNW 9 x 1 7/16**	N 09	W 09	–
36,513	45	2 17/32	2,133	0,448	0,496	1,767	18	0,32	**SNW 109 x 1 7/16**	N 09	W 09	–
1 1/2 *38,1*	45	2 17/32	2,133	0,448	0,496	1,767	18	0,32	**SNW 109 x 1 1/2**	N 09	W 09	–
1 5/8 *41,275*	50	2 11/16	1,765	0,51	0,558	1,967	18	0,33	**SNW 10 x 1 5/8**	N 10	W 10	HMVC 10E
1 11/16	50	2 11/16	1,765	0,51	0,558	1,967	18	0,33	**SNW 10 x 1 11/16**	N 10	W 10	HMVC 10E
42,863	50	2 11/16	2,394	0,51	0,558	1,967	18	0,39	**SNW 110 x 1 11/16**	N 10	W 10	HMVC 10E
1 3/4	50	2 11/16	1,765	0,51	0,558	1,967	18	0,33	**SNW 10 x 1 3/4**	N 10	W 10	HMVC 10E
44,45	55	2 31/32	1,845	0,51	0,563	2,157	18	0,36	**SNW 11 x 1 3/4**	N 11	W 11	HMVC 11E
1 13/16 *46,038*	55	2 31/32	1,845	0,51	0,563	2,157	18	0,36	**SNW 11 x 1 13/16**	N 11	W 11	HMVC 11E

Principal dimensions						Thread		Mass	Designations			
							Threads per inch		Adapter sleeve with nut and locking device	Appertaining lock nut	locking device	Appropriate hydraulic nut
d_1	d	d_3	B_1	B	B_4	G						
in./*mm*	mm	in.				in.	–	kg	–			
1 7/8	55	2 31/32	1,845	0,51	0,563	2,157	18	0,36	**SNW 11 x 1 7/8**	N 11	W 11	HMVC 11E
47,625												
1 15/16	55	2 31/32	1,845	0,51	0,563	2,157	18	0,36	**SNW 11 x 1 15/16**	N 11	W 11	HMVC 11E
49,213	55	2 31/32	2,516	0,51	0,563	2,157	18	0,43	**SNW 111 x 1 15/16**	N 11	W 11	HMVC 11E
2	55	2 31/32	1,845	0,51	0,563	2,157	18	0,36	**SNW 11 x 2**	N 11	W 11	HMVC 11E
50,8	55	2 31/32	2,516	0,51	0,563	2,157	18	0,43	**SNW 111 x 2**	N 11	W 11	HMVC 11E
	65	3 3/8	2,1	0,573	0,626	2,548	18	0,64	**SNW 13 x 2**	N 13	W 13	HMVC 13E
2 1/16	60	3 5/32	2,659	0,541	0,594	2,36	18	0,73	**SNW 112 x 2 1/16**	N 12	W 12	HMVC 12E
52,388												
2 3/16	65	3 3/8	2,1	0,573	0,626	2,548	18	0,64	**SNW 13 x 2 3/16**	N 13	W 13	HMVC 13E
55,563	65	3 3/8	2,771	0,573	0,626	2,548	18	0,79	**SNW 113 x 2 3/16**	N 13	W 13	HMVC 13E
2 1/4	65	3 3/8	2,1	0,573	0,626	2,548	18	0,64	**SNW 13 x 2 1/4**	N 13	W 13	HMVC 13E
57,15	65	3 3/8	2,771	0,573	0,626	2,548	18	0,79	**SNW 113 x 2 1/4**	N 13	W 13	HMVC 13E
2 5/16	65	3 3/8	2,1	0,573	0,626	2,548	18	0,64	**SNW 13 x 2 5/16**	N 13	W 13	HMVC 13E
58,738												
2 3/8	75	3 3/8	2,296	0,604	0,666	2,933	12	1	**SNW 15 x 2 3/8**	AN 15	W 15	HMVC 15E
60,325												
2 7/16	75	3 7/8	2,296	0,604	0,666	2,933	12	1	**SNW 15 x 2 7/16**	AN 15	W 15	HMVC 15E
61,913	75	3 7/8	3,084	0,604	0,666	2,933	12	1,35	**SNW 115 x 2 7/16**	AN 15	W 15	HMVC 15E
2 11/16	80	4 5/32	2,376	0,604	0,666	3,137	12	1,1	**SNW 16 X 2 11/16**	AN 16	W 16	HMVC 16E
68,263	80	4 5/32	3,204	0,604	0,666	3,137	12	1,45	**SNW 116 X 2 11/16**	AN 16	W 16	HMVC 16E
2 3/4	80	4 5/32	2,376	0,604	0,666	3,137	12	1,1	**SNW 16 X 2 3/4**	AN 16	W 16	HMVC 16E
69,85												
2 15/16	85	4 13/32	2,486	0,635	0,697	3,34	12	1,3	**SNW 17 x 2 15/16**	AN 17	W 17	HMVC 17E
74,613	85	4 13/32	3,312	0,635	0,697	3,34	12	1,55	**SNW 117 x 2 15/16**	AN 17	W 17	HMVC 17E
3	85	4 13/32	2,486	0,635	0,697	3,34	12	1,3	**SNW 17 x 3**	AN 17	W 17	HMVC 17E
76,2	85	4 13/32	3,312	0,635	0,697	3,34	12	1,55	**SNW 117 x 3**	AN 17	W 17	HMVC 17E
3 3/16	90	4 21/32	2,646	0,698	0,782	3,527	12	1,4	**SNW 18 x 3 3/16**	AN 18	W 18	HMVC 18E
80,963	90	4 21/32	3,553	0,698	0,782	3,527	12	1,8	**SNW 118 x 3 3/16**	AN 18	W 18	HMVC 18E
3 1/4	90	4 21/32	2,645	0,698	0,782	3,527	12	1,4	**SNW 18 x 3 1/4**	AN 18	W 18	HMVC 18E
82,55												
3 5/16	95	4 15/16	2,76	0,729	0,813	3,73	12	1,85	**SNW 19 x 3 5/16**	AN 19	W 19	HMVC 19E
84,138	95	4 15/16	3,702	0,729	0,813	3,73	12	2,2	**SNW 119 x 3 5/16**	AN 19	W 19	HMVC 19E
3 7/16	100	5 3/16	2,869	0,76	0,844	3,918	12	2	**SNW 20 x 3 7/16**	AN 20	W 20	HMVC 20E
87,313	100	5 3/16	3,971	0,76	0,844	3,918	12	2,85	**SNW 120 x 3 7/16**	AN 20	W 20	HMVC 20E
3 1/2	100	5 3/16	2,869	0,76	0,844	3,918	12	2	**SNW 20 x 3 1/2**	AN 20	W 20	HMVC 20E
88,9	100	5 3/16	3,971	0,76	0,844	3,918	12	2,85	**SNW 120 x 3 1/2**	AN 20	W 20	HMVC 20E
3 11/16	105	5 7/16	2,987	0,76	0,844	4,122	12	2,05	**SNW 21 x 3 11/16**	AN 21	W 21	HMVC 21E
93,663	110	5 23/32	3,206	0,76	0,844	4,325	12	2,25	**SNW 121 x 3 11/16**	AN 21	W 21	HMVC 21E
3 15/16	110	5 23/32	3,206	0,791	0,906	4,325	12	2,25	**SNW 22 x 3 15/16**	AN 22	W 22	HMVC 22E
100,013	110	5 23/32	4,348	0,791	0,906	4,325	12	2,95	**SNW 122 x 3 15/16**	AN 22	W 22	HMVC 22E
4	110	5 23/32	3,206	0,791	0,906	4,325	12	2,25	**SNW 22 x 4**	AN 22	W 22	HMVC 22E
101,6												
4 3/16	120	5 11/16	2,947	0,823	0,938	4,716	12	2,8	**SNW 3024 x 4 3/16**	N 024	W 024	HMVC 24E
106,363	120	5 11/16	3,466	0,823	0,938	4,716	12	2,65	**SNW 3124 x 4 3/16**	N 024	W 024	HMVC 24E
	120	6 1/8	3,466	0,823	0,938	4,716	12	3	**SNW 24 x 4 3/16**	AN 24	W 24	HMVC 24E
	120	6 1/8	4,648	0,823	0,938	4,716	12	3,55	**SNW 124 x 4 3/16**	AN 24	W 24	HMVC 24E

16.3 Adapter sleeves with inch dimensions

d_1 **4 1/4 – 8** in.
107,95 – 203,2 mm

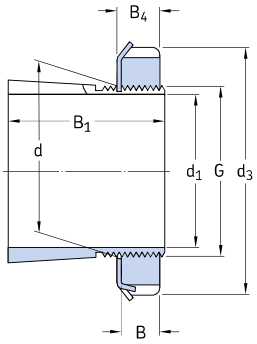

Principal dimensions						Thread		Mass	Designations			
							Threads per inch		Adapter sleeve with nut and locking device	Appertaining lock nut	locking device	Appropriate hydraulic nut
d_1	d	d_3	B_1	B	B_4	G						
in./*mm*	mm	in.				in.	–	kg	–			
4 1/4	120	5 11/16	3,466	0,823	0,938	4,716	12	2,65	**SNW 3124 x 4 1/4**	N 024	W 024	HMVC 24E
107,95	120	6 1/8	3,466	0,823	0,938	4,716	12	3	**SNW 24 x 4 1/4**	AN 24	W 24	HMVC 24E
4 7/16	130	6 1/8	3,237	0,885	1	5,106	12	3,4	**SNW 3026 x 4 7/16**	N 026	W 026	HMVC 26E
112,713	130	6 1/8	3,762	0,885	1	5,106	12	3,8	**SNW 3126 x 4 7/16**	N 026	W 026	HMVC 26E
	130	6 3/4	3,762	0,885	1	5,106	12	4,4	**SNW 26 x 4 7/16**	AN 26	W 26	HMVC 26E
	130	6 3/4	4,982	0,885	1	5,106	12	5,65	**SNW 126 x 4 7/16**	AN 26	W 26	HMVC 26E
4 1/2	130	6 1/8	3,237	0,885	1	5,106	12	3,4	**SNW 3026 x 4 1/2**	N 026	W 026	HMVC 26E
114,3	130	6 1/8	3,762	0,885	1	5,106	12	3,8	**SNW 3126 x 4 1/2**	N 026	W 026	HMVC 26E
	130	6 3/4	3,762	0,885	1	5,106	12	4,4	**SNW 26 x 4 1/2**	AN 26	W 26	HMVC 26E
4 15/16	140	6 1/2	3,34	0,948	1,063	5,497	12	3,8	**SNW 3028 x 4 15/16**	N 028	W 028	HMVC 28E
125,413	140	6 1/2	3,981	0,948	1,063	5,497	12	4	**SNW 3128 x 4 15/16**	N 028	W 028	HMVC 28E
	140	7 3/32	3,981	0,948	1,063	5,497	12	4,75	**SNW 28 x 4 15/16**	AN 28	W 28	HMVC 28E
	140	7 3/32	5,323	0,948	1,063	5,497	12	5,9	**SNW 128 x 4 15/16**	AN 28	W 28	HMVC 28E
5	140	6 1/2	3,34	0,948	1,063	5,497	12	3,85	**SNW 3028 x 5**	N 028	W 028	HMVC 28E
127	140	6 1/2	3,981	0,948	1,063	5,497	12	4	**SNW 3128 x 5**	N 028	W 028	HMVC 28E
	140	7 3/32	3,981	0,948	1,063	5,497	12	4,75	**SNW 28 x 5**	AN 28	W 28	HMVC 28E
5 3/16	150	7 1/8	3,492	0,979	1,094	5,888	12	4,45	**SNW 3030 x 5 3/16**	N 030	W 030	HMVC 30E
131,763	150	7 1/8	4,241	0,979	1,094	5,888	12	6,2	**SNW 3130 x 5 3/16**	N 030	W 030	HMVC 30E
	150	7 11/16	4,241	0,979	1,125	5,888	12	7,25	**SNW 30 x 5 3/16**	AN 30	W 30	HMVC 30E
	150	7 11/16	5,621	0,979	1,125	5,888	12	8,15	**SNW 130 x 5 3/16**	AN 30	W 30	HMVC 30E
5 1/4	150	7 11/16	4,241	0,979	1,125	5,888	12	7,25	**SNW 30 x 5 1/4**	AN 30	W 30	HMVC 30E
133,35												
5 7/16	160	7 1/2	3,711	1,041	1,156	6,284	8	5,45	**SNW 3032 x 5 7/16**	N 032	W 032	HMVC 32E
138,113	160	7 1/2	4,578	1,041	1,156	6,284	8	6,1	**SNW 3132 x 5 7/16**	N 032	W 032	HMVC 32E
	160	8 1/16	4,578	1,041	1,187	6,284	8	7,05	**SNW 32 x 5 7/16**	AN 32	W 32	HMVC 32E
	160	8 1/16	5,92	1,041	1,187	6,284	8	8,15	**SNW 132 x 5 7/16**	AN 32	W 32	HMVC 32E
5 3/4	160	8 1/16	4,578	1,041	1,187	6,284	8	7,05	**SNW 32 x 5 3/4**	AN 32	W 32	HMVC 32E
146,05												

For oil injection variants, contact SKF.

Principal dimensions						Thread		Mass	Designations			
							Threads per inch		Adapter sleeve with nut and locking device	Appertaining lock nut	locking device	Appropriate hydraulic nut
d_1	d	d_3	B_1	B	B_4	G						
in./*mm*	mm	in.				in.	–	kg	–			
5 15/16	170	7 7/8	4,019	1,073	1,188	6,659	8	6,1	**SNW 3034 x 5 15/16**	N 034	W 034	HMVC 34E
150,813	170	7 7/8	4,847	1,073	1,188	6,659	8	7,3	**SNW 3134 x 5 15/16**	N 034	W 034	HMVC 34E
	170	8 21/32	4,847	1,073	1,219	6,659	8	8,85	**SNW 34 x 5 15/16**	AN 34	W 34	HMVC 34E
	170	8 21/32	6,188	1,073	1,219	6,659	8	9,55	**SNW 134 x 5 15/16**	AN 34	W 34	HMVC 34E
6	170	7 7/8	4,019	1,073	1,188	6,659	8	6,1	**SNW 3034 x 6**	N 034	W 034	HMVC 34E
152,4	170	7 7/8	4,847	1,073	1,188	6,659	8	7,3	**SNW 3134 x 6**	N 034	W 034	HMVC 34E
	170	8 21/32	4,847	1,073	1,219	6,659	8	8,85	**SNW 34 x 6**	AN 34	W 34	HMVC 34E
	170	8 21/32	6,188	1,073	1,219	6,659	8	9,55	**SNW 134 x 6**	AN 34	W 34	HMVC 34E
6 7/16	180	8 1/4	4,337	1,104	1,219	7,066	8	6,8	**SNW 3036 x 6 7/16**	N 036	W 036	HMVC 36E
163,513	180	8 1/4	5,038	1,104	1,219	7,066	8	7,75	**SNW 3136 x 6 7/16**	N 036	W 036	HMVC 36E
	180	9 1/16	5,038	1,104	1,25	7,066	8	9,3	**SNW 36 x 6 7/16**	AN 36	W 36	HMVC 36E
	180	9 1/16	6,456	1,104	1,25	7,066	8	10	**SNW 136 x 6 7/16**	AN 36	W 36	HMVC 36E
6 1/2	180	8 1/4	5,038	1,104	1,219	7,066	8	7,75	**SNW 3136 x 6 1/2**	N 036	W 036	HMVC 36E
165,1	180	9 1/16	5,038	1,104	1,25	7,066	8	9,3	**SNW 36 x 6 1/2**	AN 36	W 36	HMVC 36E
6 15/16	190	8 11/16	4,412	1,135	1,25	7,472	8	7,5	**SNW 3038 x 6 15/16**	N 038	W 038	HMVC 38E
176,213	190	8 11/16	5,261	1,135	1,25	7,472	8	8,95	**SNW 3138 x 6 15/16**	N 038	W 038	HMVC 38E
	190	9 15/32	5,261	1,135	1,281	7,472	8	10,5	**SNW 38 x 6 15/16**	AN 38	W 38	HMVC 38E
	190	9 15/32	6,758	1,135	1,281	7,472	8	12,5	**SNW 138 x 6 15/16**	AN 38	W 38	HMVC 38E
7	190	8 11/16	4,412	1,135	1,25	7,472	8	7,5	**SNW 3038 x 7**	N 038	W 038	HMVC 38E
177,8	190	8 11/16	5,261	1,135	1,25	7,472	8	8,95	**SNW 3138 x 7**	N 038	W 038	HMVC 38E
	190	9 15/32	5,261	1,135	1,281	7,472	8	10,5	**SNW 38 x 7**	AN 38	W 38	HMVC 38E
	190	9 15/32	6,758	1,135	1,281	7,472	8	12,5	**SNW 138 x 7**	AN 38	W 38	HMVC 38E
7 3/16	200	9 7/16	4,75	1,198	1,313	7,847	8	8,85	**SNW 3040 x 7 3/16**	N 040	W 040	HMVC 40E
182,563	200	9 7/16	5,484	1,198	1,313	7,847	8	13	**SNW 3140 x 7 3/16**	N 040	W 040	HMVC 40E
	200	9 27/32	5,484	1,198	1,344	7,847	8	14	**SNW 40 x 7 3/16**	AN 40	W 40	HMVC 40E
	200	9 27/32	7,095	1,198	1,344	7,847	8	16	**SNW 140 x 7 3/16**	AN 40	W 40	HMVC 40E
7 15/16	220	10 1/4	5,13	1,26	1,375	8,628	8	11	**SNW 3044 x 7 15/16**	N 044	W 044	HMVC 44E
201,613	220	10 1/4	5,901	1,26	1,375	8,628	8	13	**SNW 3144 x 7 15/16**	N 044	W 044	HMVC 44E
	220	11	5,901	1,26	1,406	8,628	8	14,5	**SNW 44 x 7 15/16**	N 44	W 44	HMVC 44E
	220	11	7,287	1,26	1,406	8,628	8	21	**SNW 144 x 7 15/16**	N 44	W 44	HMVC 44E
8	220	10 1/4	5,13	1,26	1,375	8,628	8	11	**SNW 3044 x 8**	N 044	W 044	HMVC 44E
203,2	220	10 1/4	5,901	1,26	1,375	8,628	8	13	**SNW 3144 x 8**	N 044	W 044	HMVC 44E
	220	11	5,901	1,26	1,406	8,628	8	14,5	**SNW 44 x 8**	N 44	W 44	HMVC 44E

For oil injection variants, contact SKF.

16.3 Adapter sleeves with inch dimensions

d_1 **8 15/16 – 19 1/2** in.
227,013 – 495,3 mm

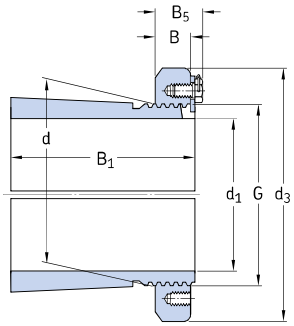

Principal dimensions						Thread		Mass	Designations			
d_1	d	d_3	B_1	B	B_5	G	Threads per inch		Adapter sleeve with nut and locking device	Appertaining lock nut	locking device	Appropriate hydraulic nut
in./*mm*	mm	in.				in.	–	kg	–			
8 15/16	240	11 7/16	5,432	1,354	1,69	9,442	6	14,5	**SNP 3048 x 8 15/16**	N 048	PL 48	HMVC 48E
227,013	240	11 7/16	6,638	1,354	1,69	9,442	6	17	**SNP 3148 x 8 15/16**	N 048	PL 48	HMVC 48E
	240	11 7/16	8,109	1,354	1,69	9,442	6	22	**SNP 148 x 8 15/16**	N 048	PL 48	HMVC 48E
9 7/16	260	12 3/16	6,019	1,416	1,752	10,192	6	18,5	**SNP 3052 x 9 7/16**	N 052	PL 52	HMVC 52E
239,713	260	12 3/16	7,593	1,416	1,752	10,192	6	20	**SNP 3152 x 9 7/16**	N 052	PL 52	HMVC 52E
	260	12 3/16	8,744	1,416	1,752	10,192	6	25	**SNP 152 x 9 7/16**	N 052	PL 52	HMVC 52E
9 1/2	260	12 3/16	6,019	1,416	1,752	10,192	6	18,5	**SNP 3052 x 9 1/2**	N 052	PL 52	HMVC 52E
241,3	260	12 3/16	7,593	1,416	1,752	10,192	6	20	**SNP 3152 x 9 1/2**	N 052	PL 52	HMVC 52E
9 15/16	280	13	6,191	1,51	1,846	11,004	6	20,5	**SNP 3056 x 9 15/16**	N 056	PL 56	HMVC 56E
252,413												
10	280	13	6,191	1,51	1,846	11,004	6	20,5	**SNP 3056 x 10**	N 056	PL 56	HMVC 56E
254	280	13	7,766	1,51	1,846	11,004	6	21	**SNP 3156 x 10**	N 056	PL 56	HMVC 56E
10 7/16	280	13	6,191	1,51	1,846	11,004	6	20,5	**SNP 3056 x 10 7/16**	N 056	PL 56	HMVC 56E
265,113	280	13	8,947	1,51	1,846	11,004	6	27	**SNP 3256 x 10 7/16**	N 056	PL 56	HMVC 56E
10 1/2	280	13	6,191	1,51	1,846	11,004	6	20,5	**SNP 3056 x 10 1/2**	N 056	PL 56	HMVC 56E
266,7												
10 15/16	300	14 3/16	6,727	1,573	1,941	11,785	6	27	**SNP 3060 x 10 15/16**	N 060	PL 60	HMVC 60E
277,813	300	14 3/16	8,38	1,573	1,941	11,785	6	27	**SNP 3160 x 10 15/16**	N 060	PL 60	HMVC 60E
	300	14 3/16	9,64	1,573	1,941	11,785	6	31	**SNP 3260 x 10 15/16**	N 060	PL 60	HMVC 60E
11	300	14 3/16	6,727	1,573	1,941	11,785	6	27	**SNP 3060 x 11**	N 060	PL 60	HMVC 60E
279,4	300	14 3/16	9,64	1,573	1,941	11,785	6	31	**SNP 3260 x 11**	N 060	PL 60	HMVC 60E
11 1/2	320	15	6,946	1,666	2,034	12,562	6	29,5	**SNP 3064 x 11 1/2**	N 064	PL 64	HMVC 60E
292,1												
11 15/16	320	15	6,946	1,666	2,034	12,562	6	29,5	**SNP 3064 x 11 15/16**	N 064	PL 64	HMVC 64E
303,213	320	15	10,371	1,666	2,034	12,562	6	44,5	**SNP 3264 x 11 15/16**	N 064	PL 64	HMVC 64E
12	320	15	6,946	1,666	2,034	12,562	6	29,5	**SNP 3064 x 12**	N 064	PL 64	HMVC 64E
304,8	320	15	9,111	1,666	2,034	12,562	6	33,5	**SNP 3164 x 12**	N 064	PL 64	HMVC 64E
	320	15	10,371	1,666	2,034	12,562	6	44,5	**SNP 3264 x 12**	N 064	PL 64	HMVC 64E

For oil injection variants, contact SKF.

Principal dimensions						Thread		Mass	Designations			
							Threads per inch		Adapter sleeve with nut and locking device	Appertaining lock nut	locking device	Appro-priate hydraulic nut
d_1	d	d_3	B_1	B	B_5	G						
in./*mm*	mm	in.				in.	–	kg	–			
12 7/16	340	15 3/4	7,543	1,791	2,159	13,303	5	35,5	**SNP 3068 x 12 7/16**	N 068	PL 68	HMVC 68E
315,913	340	15 3/4	9,787	1,791	2,159	13,303	5	42,5	**SNP 3168 x 12 7/16**	N 068	PL 68	HMVC 68E
	340	15 3/4	11,126	1,791	2,159	13,303	5	47,5	**SNP 3268 x 12 7/16**	N 068	PL 68	HMVC 68E
13 7/16	360	16 1/2	7,579	1,791	2,159	14,134	5	39	**SNP 3072 x 13 7/16**	N 072	PL 72	HMVC 72E
341,313	360	16 1/2	9,862	1,791	2,159	14,134	5	54,5	**SNP 3172 x 13 7/16**	N 072	PL 72	HMVC 72E
	360	16 1/2	11,437	1,791	2,159	14,134	5	61,5	**SNP 3272 x 13 7/16**	N 072	PL 72	HMVC 72E
13 15/16	380	17 3/4	7,743	1,916	2,364	14,921	5	43	**SNP 3076 x 13 15/16**	N 076	PL 76	HMVC 76E
354,013	380	17 3/4	10,066	1,916	2,364	14,921	5	57	**SNP 3176 x 13 15/16**	N 076	PL 76	HMVC 76E
	380	17 3/4	11,877	1,916	2,364	14,921	5	66	**SNP 3276 x 13 15/16**	N 076	PL 76	HMVC 76E
14	380	17 3/4	7,743	1,916	2,364	14,921	5	43	**SNP 3076 x 14**	N 076	PL 76	HMVC 76E
355,6	380	17 3/4	10,066	1,916	2,364	14,921	5	57	**SNP 3176 x 14**	N 076	PL 76	HMVC 76E
	380	17 3/4	11,877	1,916	2,364	14,921	5	66	**SNP 3276 x 14**	N 076	PL 76	HMVC 76E
15	400	18 1/2	8,411	2,073	2,521	15,709	5	45,5	**SNP 3080 x 15**	N 080	PL 80	HMVC 80E
381	400	18 1/2	10,459	2,073	2,521	15,709	5	63,5	**SNP 3180 x 15**	N 080	PL 80	HMVC 80E
	400	18 1/2	12,664	2,073	2,521	15,709	5	75	**SNP 3280 x 15**	N 080	PL 80	HMVC 80E
15 3/4	420	19 5/16	8,498	2,073	2,521	16,496	5	47,5	**SNP 3084 x 15 3/4**	N 084	PL 84	HMVC 84E
400,05	420	19 5/16	11,412	2,073	2,521	16,496	5	66	**SNP 3184 x 15 3/4**	N 084	PL 84	HMVC 84E
	420	19 5/16	13,302	2,073	2,521	16,496	5	75	**SNP 3284 x 15 3/4**	N 084	PL 84	HMVC 84E
16 1/2	440	20 1/2	9,1	2,385	2,913	17,283	5	59	**SNP 3088 x 16 1/2**	N 088	PL 88	HMVC 88E
419,1	440	20 1/2	11,817	2,385	2,913	17,283	5	68,5	**SNP 3188 x 16 1/2**	N 088	PL 88	HMVC 88E
	440	20 1/2	13,943	2,385	2,913	17,283	5	86,5	**SNP 3288 x 16 1/2**	N 088	PL 88	HMVC 88E
17	460	21 1/4	9,336	2,385	2,913	18,071	5	71,5	**SNP 3092 x 17**	N 092	PL 92	HMVC 92E
431,8	460	21 1/4	12,368	2,385	2,913	18,071	5	95	**SNP 3192 x 17**	N 092	PL 92	HMVC 92E
18	480	22 1/16	9,446	2,385	2,944	18,858	5	75	**SNP 3096 x 18**	N 096	PL 96	HMVC 96E
457,2	480	22 1/16	12,714	2,385	2,944	18,858	5	91,5	**SNP 3196 x 18**	N 096	PL 96	HMVC 96E
18 1/2	500	22 13/16	9,838	2,703	3,262	19,646	5	91	**SNP 30/500 x 18 1/2**	N 500	PL 500	HMVC 100E
469,9												
19 1/2	530	24 13/16	10,679	2,703	3,262	20,827	4	120	**SNP 30/530 x 19 1/2**	N 530	PL 530	HMVC 106E
495,3												

For oil injection variants, contact SKF.